













TEXAS HISTORICAL COMMISSION

Historical Marker Application Process

-  Applicant researches the topic, writes the history, gathers photos and maps, and fills out the application form.
-  Applicant submits application, narrative history and documentation to county historical commission (CHC) for review and approval (check with CHC for preferred application due date).
-  CHC forwards application to Texas Historical Commission (THC) and applicant pays application fee (September 1st – November 15th).
-  THC reviews application; additional information and/or clarification may be requested.
-  THC approves application, if eligible, and requests payment (after Quarterly meeting end of January – February 1st).
-  Applicant forwards payment to THC (due by mid-March).
-  THC prepares draft inscription and submits it to applicant and CHC for review and approval (April – December).
-  Inscription is reviewed and approved by THC Commissioners at quarterly meeting.
-  THC sends final approved inscription to foundry for casting.
-  Foundry ships completed marker to designated addressee.
-  Applicant and CHC install marker and plan marker dedication ceremony.
-  THC staff enters marker into the Texas Historic Sites Atlas, an online inventory of marker information and inscriptions (<http://atlas.thc.state.tx.us>)

Updated August 2018

Texas Historical Commission
P.O. Box 12276
Austin, TX 78711-2276
512.463.6100
fax 512.475.4872
thc@thc.texas.gov



TEXAS HISTORICAL COMMISSION
real places telling real stories

www.thc.texas.gov