



Multi-tool Museum Programming: Adaptable Activities for Varied Audiences

Welcome!

The webinar will begin at 2:00 p.m. CT.

While you wait:

1. Download PDFs of the slides and handout under the “Handouts” tab of your control bar.
2. Confirm that your speakers are turned on and your audio is working by doing a sound check in the “Audio” tab of the control bar. Having problems? Exit and restart the webinar, or switch to “phone call” for a phone number and access code to hear the audio through your telephone.

The Museum Services Program provides support, resources, and training to museums in Texas.

- Consultations
- Webinars and workshops
- Resources

www.thc.texas.gov/museum-services

On our webpage:

- Webinars
- Workshops
- Grants and Fundraising
- Helpful Resources
- Connect and Learn

Laura Casey


Museum Services Program Coordinator

laura.casey@thc.texas.gov

Emily Hermans

Museum Services Program Specialist

emily.hermans@thc.texas.gov



Upcoming Free Museum Services Webinars

www.thc.texas.gov/museumwebinars

- Creating Exhibitions in Response to Current Events
 - Thursday, October 1, 2:00 p.m. CT
- Affordable and Transportable: Creating and Circulating Compact Traveling Exhibitions
 - Tuesday, October 6, 10:00 a.m. CT

Upcoming Free Webinars from Other Orgs

www.thc.texas.gov/museumconnections

- *Transforming Business Models*, September 22, 12:00 p.m. CT, Propel Nonprofits
- *The Mission of the Academic Museum in the Time of COVID-19*, September 22, 2:30 p.m. CT, AAMG
- *Accessibility on a Budget*, September 23, 10:00 a.m. CT, MAAA
- *Pursuing Federal Grants: What Does It Take?*, September 23, 11:00 a.m. CT, Foundant
- *Has This Been Sanitized?*, September 23, 12:00 p.m. CT, MAAM
- *Boards and Asking Styles*, September 24, 1:00 p.m. CT, DonorSearch
- *What Will Replace Your Gala in 2021?*, September 29, 12:00 p.m. CT, Mission Advancement
- *How Nonprofits Can Identify, Expose, and Stop the Spread of Mis/Disinformation*, September 29, 12:00 p.m. CT, Tech Soup
- *Enhancing Institutional Identity Through an Artist-in-Residence Program: Mt. Auburn Cemetery*, September 30, 11:00 a.m. CT, NEMA
- *Fundraising in 2020 and Beyond*, October 13, 2:00 p.m. CT, AASLH

Education Department, Bayou Bend Collection & Gardens



MULTI-TOOL MUSEUM PROGRAMMING: ADAPTABLE ACTIVITIES FOR VARIED AUDIENCES

Bayou Bend Collection and Gardens

Houston, Texas

September 21, 2020


CHOOSING AND COLLECTING

1. Make a collection
2. Kid Curator
3. Photo Safari

KID CURATOR

9:09 PM

1. A Portrait of a Man



You can learn a lot about Ebenezer Coffin by looking at the details in the picture of him that Nehemiah Partridge painted. You can see that he owned ships, that he was rich enough to dress like a gentleman, and that he could read and write.

2. A Very Old Chair



This chair was made in Massachusetts not long after the Pilgrims settled there. The most important person in the room would have gotten to sit in it. If they were lucky, families in the 1600s owned one chair. Most people had to sit on benches or stools.

3. A Bowl with a Curvy Edge



Bowls with scalloped edges like this were called "monteith" bowls. You could fill it with cold water to make glasses chilly, or you could use it to rinse out glasses between drinking different kinds of wine.

Murphy Room
What object would kids like best in the Murphy Room?

☐ 1. A Portrait of a Man

☐ 2. A Very Old Chair

☐ 3. A Bowl with a Curvy Edge

Back

Next Room

MULTI-TOOL MUSEUM PROGRAMMING: ADAPTABLE ACTIVITIES FOR VARIED AUDIENCES



Bayou Bend Collection and Gardens, MFAH

FAMILY AND CHILDREN

DOCENT

ADULT

DIGITAL




Multi-tool Museum Programming: Adaptable Activities for Varied Audiences

Family and Children

Suffragette Dolls

- Art activity ideal for all ages
- Based on historical figures
- Inclusive, diverse representation




Multi-tool Museum Programming: Adaptable Activities for Varied Audiences

Family and Children

Button Making

- Like sashes, buttons were another popular way for Americans to show they supported expanding voting rights to women
- Wearable art
- Gives visitors a take home reminder of their experience



**CREATE
YOUR OWN
Button
(round)**



Multi-tool Museum Programming: Adaptable Activities for Varied Audiences

Family and Children



Music Bells

- Interactive, hands-on activity ideal for all ages
- Diatonic handbell set, purchased from Amazon
- Songs with easy to follow color-coded instructions so visitors can play along

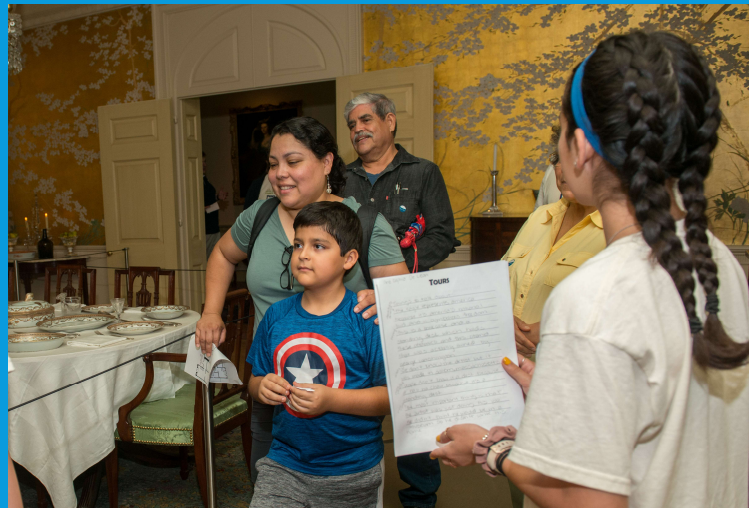
Multi-tool Museum Programming: Adaptable Activities for Varied Audiences

Family and Children



Tours at Bayou Bend Summer History Camp

- Bayou Bend campers prepare and present mini house tours for family and friends



Multi-tool Museum Programming: Adaptable Activities for Varied Audiences

Family and Children



Family Day Pockets

- This interactive activity is offered during Family Days with our younger touring, visitors in mind
- Children are given opportunity to see and touch objects that may have been used by a child
- Features historical character

Multi-tool Museum Programming: Adaptable Activities for Varied Audiences

Family and Children

Archaeology Dig




- Archaeology dig simulation where children can explore and find objects from the past (ceramics, metals, and more)
- Art activity in collaboration with Houston Center for Photography, who provided a mobile Camera Obscura, optical device similar to kind used by artists such as Peale family of painters



Camera Obscura

Multi-tool Museum Programming: Adaptable Activities for Varied Audiences

Family and Children



Teen Photography Workshop

- Basic and Advanced, guided instruction and concepts
- Supervised practice in the gardens
- Offered during Thanksgiving break and Spring Break when students home from school

TELLING STORIES WITH OBJECTS

1. Pop-Up Exhibits
2. Biography in Five Objects

Multi-tool Museum Programming: Adaptable Activities for Varied Audiences

Adult Audiences



- **Station-Guided Tours**

- Docent guides position themselves strategically throughout the house.
- Guests move through the house, docents remain in place and interpret only one area.

Multi-tool Museum Programming: Adaptable Activities for Varied Audiences

Adult Audiences



▪ Station-Guided Tours

- This model is useful for very large groups of people, such as an open house setting.
- Frequently, we use this approach to create special tour stops with objects, additional information (iPads), or activities

Multi-tool Museum Programming: Adaptable Activities for Varied Audiences

Adult Audiences



- **Live Dramatic Interpretation**
 - Rembrandt Peale's Reflections on Portraits of George Washington
 - An actor recited a talk given in the 1850s by Rembrandt Peale about portraits of the first president of the United States.
 - The experience was enhanced by projected images of artwork referenced in the talk.

Multi-tool Museum Programming: Adaptable Activities for Varied Audiences

Adult Audiences



LEARNING BY MAKING

1. Virtual history camp: making syllabus
2. Adult program: Behind the Ropes
3. In-person History Camp:
cabinetmaking and needlework

LEARNING BY MAKING: ADULTS



LEARNING BY MAKING: KIDS



Multi-tool Museum Programming: Adaptable Activities for Varied Audiences

Docent Audiences



Multi-tool Museum Programming: Adaptable Activities for Varied Audiences

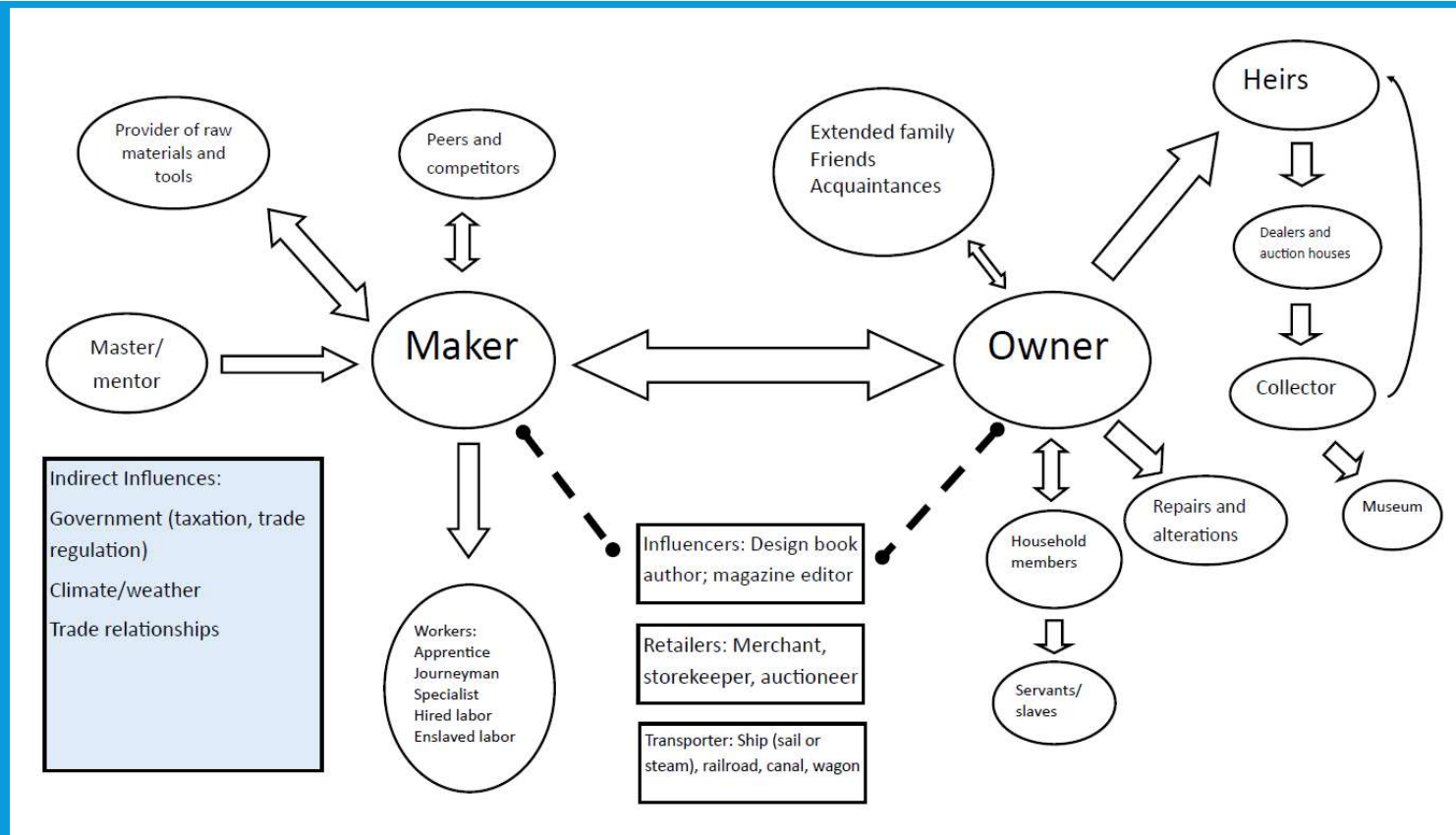
Docent Audiences



- **People and Objects Network**
 - Visualization and discussion activity
 - Starting with the “Maker” and the “Owner” of an object, we use the chart to think about all of the different people involved with the lifespan of the object.
 - This is very effective for pointing out how many people involved with the creation and care of goods are hard to see.

Multi-tool Museum Programming: Adaptable Activities for Varied Audiences

Docent Audiences



Multi-tool Museum Programming: Adaptable Activities for Varied Audiences

Docent Audiences

- **Highlights and Study Tours**
 - Stress two fundamentally distinct approaches to tours for visitors
 - “Highlights Tours” are based on objects. Docents select objects to highlight in each room of the tour.
 - “Study Tours” are based on big ideas. Docents focus on a few big ideas to connect objects inside each room and across multiple rooms.

Multi-tool Museum Programming: Adaptable Activities for Varied Audiences

Docent Audiences



▪ Close Looking at Portraits

- Guided visual analysis activity through a long look at a single portrait.
- Docents then visit each portrait and talk about the experience of looking at the portrait and what they learned.
- This activity helps docents practice interpretive skills and get more focused time with lots of portraits.

WEIGHING EVIDENCE

1. Facts and Conclusions Exercise
2. Probate Inventory Exercise
3. History Camp Silver Study

STUDYING PROBATE INVENTORIES

Inventory: Will Wright January 2, 1633

New Plymouth 1633 WYNSLOW GOVR

An Inventory of the goods & Chattels of Will Wright late of Plym, deceased, ...presented in Court the 2d of January 1633.

In the first Room

one chest with one sad colored suit & cloak, one other suit the breeches being without lining, one red bay waistcoat & one white cotton waistcoat one old black stuff doublet, 2 hats, a black one & a white one, 1 piece of loom-work, 4 knots of white tape, 2 pre of boot hose & 2 papers of hooks & eyes 2 lb of colored thread, 2 doz of laces, & 2 gc of old knit stockings with some other small things at 6 L.	06	00	00
one small Table with a carpet, one Cupboard & a chair with a sifting trough	01	10	00
six kettles 3 iron pots & a dripping pan	02	03	00
7 pewter platters, 3 great ones & 4 little ones. 1 small brass mortar & pestle 2 pint pots & one pewter candlestick. 1 pewter flagon 2 pewter cups, 1 wine & one other beer bowl. 1 beaker & 1 Caudle cup. 1 dram cup & a little bottle 2 salt sellers 3 porringers. 1/2 doz. old spoons, 3 gc of pot hooks. 1 old gc of tongs & an old fire shovel. 1 gc of pot hangers. 2 small old iron hooks. 1 gc of andirons. 2 old iron Candlesticks, & a pressing iron. 2 basins 1 small one & another great one all at 2 L.	02	00	00
one fowling piece	02	10	00

1

Inventory Analysis Worksheet

	Notes from Inventory of: George Wells 1754 Yorktown, Virginia
What rooms are listed in the house? What activities take place in each room?	
What work did George Wells do? How do we know?	
Name some furniture found in the house.	
Name some items that make the house comfortable or attractive to live in.	
Name some items used for leisure.	
What type of items are most valuable?	
What do we see in the house that surprises us?	
What do we notice is missing that we would expect to see?	

HISTORY CAMP: SILVER STUDY




Multi-tool Museum Programming: Adaptable Activities for Varied Audiences

Digital

Virtual July 4th at Bayou Bend

- Pre-recorded videos of brass band performance, art-making, reading of *We Came to America*, and "George Washington" reading Declaration of Independence
- Virtual format expanded audience reach



Multi-tool Museum Programming: Adaptable Activities for Varied Audiences

Digital

Locked Inside Bayou Bend

It's a muggy summer afternoon, and you've come to Bayou Bend to take a tour of the home and the collection of art. Outside, you can hear birds chirping and the rush of water from the Diana Fountain in the gardens.

You've been in the house for about 30 minutes now, and have made it to the Queen Anne Bedroom, near the middle of the 2nd floor. While you were greeted by friendly security guards at first, you don't see anyone else around now. In fact, it's gotten very quiet, except for the noises of the rain storm outside.

No sooner do you realize this when you hear doors slam shut. Whipping around, you see the empty sitting room and the paths you can take: east or west.

"Hello?" you call out. There's no response.

Luckily, you were given this map to help you on your journey through the house (opens in a new tab):

<https://static.mfah.com/app/images/b8d2e201-7b28-e811-80dc-005056bbc3d7.636568285470314921.jpg?maxWidth=1600&maxHeight=1600&format=jpg&quality=90>

* Required



Virtual Escape Rooms

- Puzzled based, interactive learning is ideal for groups or individuals
- Can be adapted for different skills levels, ages and themes for variety of programs



Escape the Gardens

In this interactive, "choose your own adventure"-style game, you are on the hunt to find and assemble a key to unlock the drawbridge that has locked you inside the Bayou Bend Gardens. Explore the grounds as you hunt for messages, tools, and items to help you escape.

REMEMBER!

This is a game of make-believe. Please do not climb on trees or statues, move through flower bushes and hedges, or pick things off of the plants. Items described in the hunt may not actually be present in the garden where you're looking, they exist as part of the game and story.


USE YOUR MAP!


Save the image of the map below to the photos app on your phone or tablet. It will help you navigate the gardens and find your way from one place to another with ease:


Multi-tool Museum Programming: Adaptable Activities for Varied Audiences

Digital

Do you head east or west? *


☐ Go west


☐ Go east


☐ Look around this room some more

Next



- We used Google Forms to create a story with hidden clues, utilizing a series of text, photos, and videos
- Excellent tutorial by Sydney Krawiec, from Peters Township Public Library, on how to create your own virtual escape room using Google Forms!

Multi-tool Museum Programming: Adaptable Activities for Varied Audiences

Digital

Photo Challenge!

- Visitors interact with objects by taking photos around favorite garden spots
- Upload to gallery creates a connection with others
- In-person experience hosted through Bayou Bend's mobile tour platform



Multi-tool Museum Programming: Adaptable Activities for Varied Audiences

Digital



Mobile Special Tours

- Self-guided audio recordings accessible by mobile phone
- Highlight objects related to particular theme or event



Father's Day

Hamilton




Multi-tool Museum Programming: Adaptable Activities for Varied Audiences

Digital



Book Club

- In depth discussions on literature and art inspired by collections of both MFAH house museums, Bayou Bend and Rienzi
- Virtual visits by scholars
- Virtual discussions hosted via ZOOM

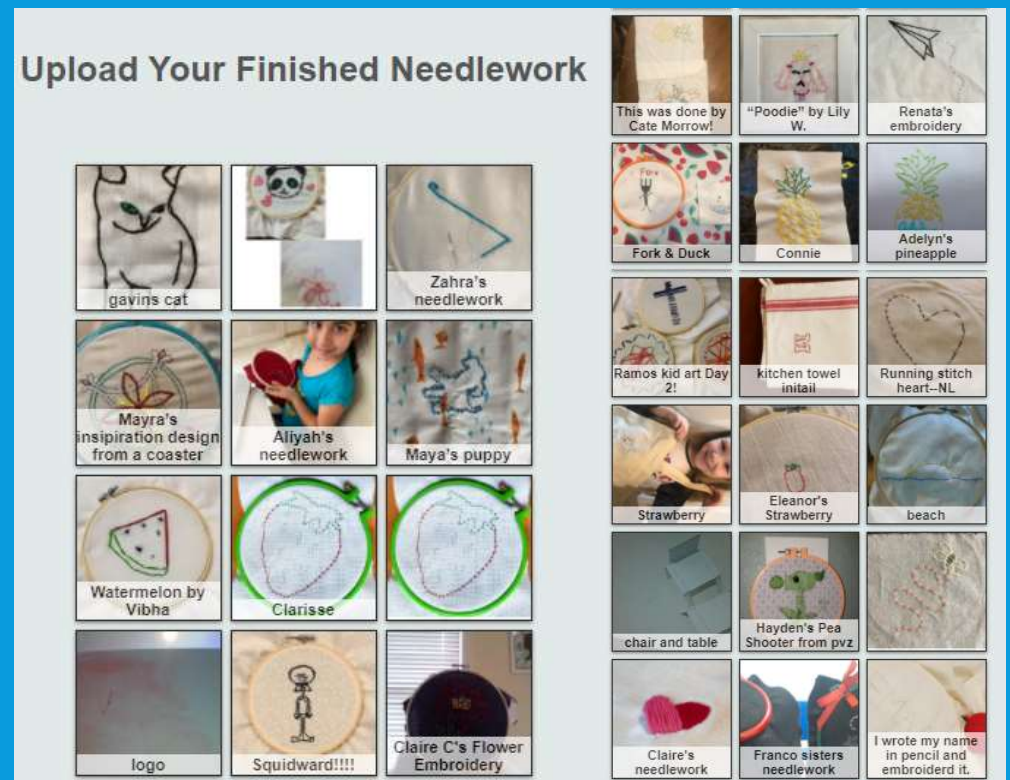


Multi-tool Museum Programming: Adaptable Activities for Varied Audiences

Digital

Project Uploads for Virtual Camp at Bayou Bend

- Creates connections between participants, especially for our first-ever virtual summer campers
- Inspires creativity and new ideas for future projects



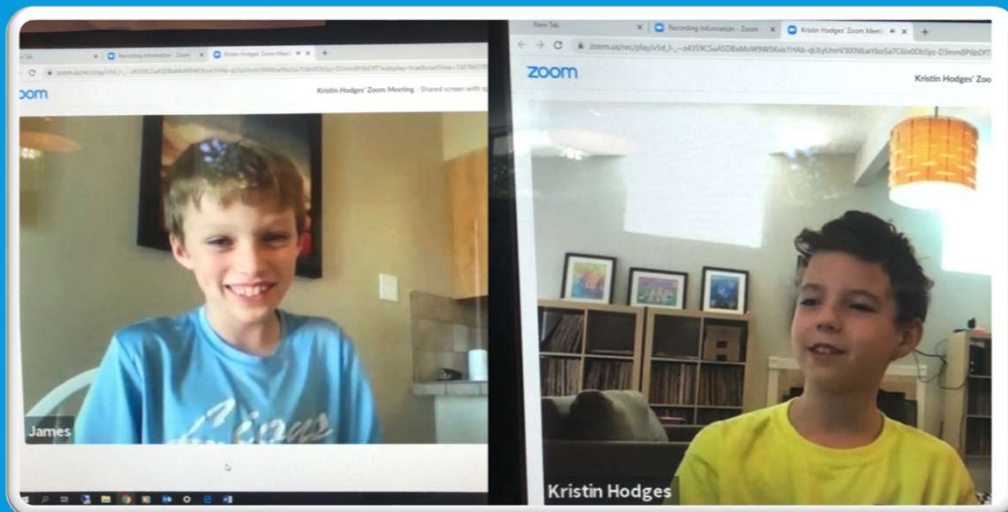
TAKING A POSITION

- “Collectively American” school tour
- Adapting for different content and audiences

COLLECTIVELY AMERICAN VIRTUAL EXPERIENCE



- Collectively American “History Lesson”
- Families working together on **communication software of choice** to explore a group of objects representing the three different time periods



- With the use of the Timeline and Object Cards, children become “curators” on a mission to find objects for an exhibit that demonstrates American identity and how it has changed over time

CONCLUSION:

- What—create a library of activities that you can “check out” for different programs and audiences
- How—
 - Create visitor-centered activities
 - Create activities that start with thinking modes or skills and then add content