

Q1 Please enter the name of your county.

Answered: 190 Skipped: 0

Q2 Enter name of CHC chair who managed 2018 work. If you have “co-chairs,” pick the one individual who knows the most about what the CHC accomplishes and can be the one point of contact for our agency.

Answered: 190 Skipped: 0

ANSWER CHOICES	RESPONSES	
Name of 2018 CHC chair	100.00%	190
Chair's address	97.37%	185
Chair's cell phone number	89.47%	170
Other phone number for chair	63.16%	120
Email address for chair	94.21%	179

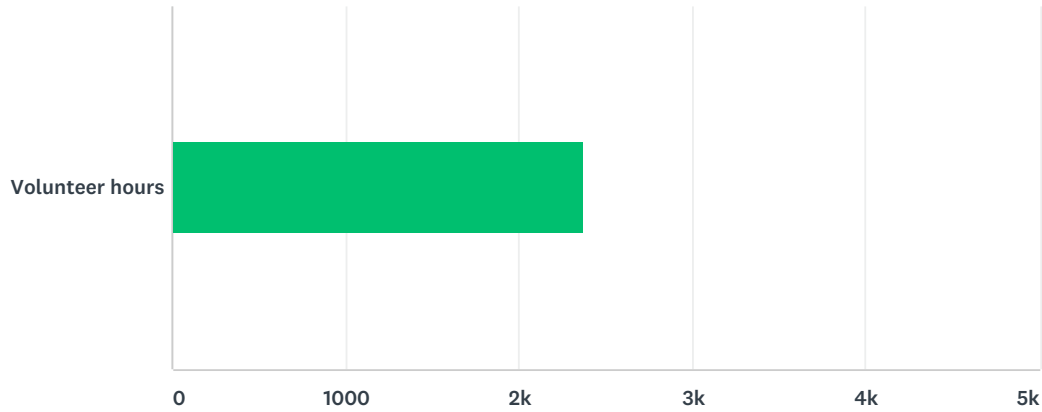
Q3 Contact info for individual filling out report IF OTHER THAN CHAIR. This is who we will contact with questions about reporting answers.

Answered: 93 Skipped: 97

ANSWER CHOICES	RESPONSES	
Name of individual filling out report	100.00%	93
His/her email address AND telephone number	90.32%	84

Q4 How many volunteer hours were contributed in 2018? Please enter numbers only for your answer--webpage will NOT advance if you enter punctuation, symbols or text. If you do not keep track of hours, enter an approximate number of hours. Enter the number "0" if your CHC is inactive.

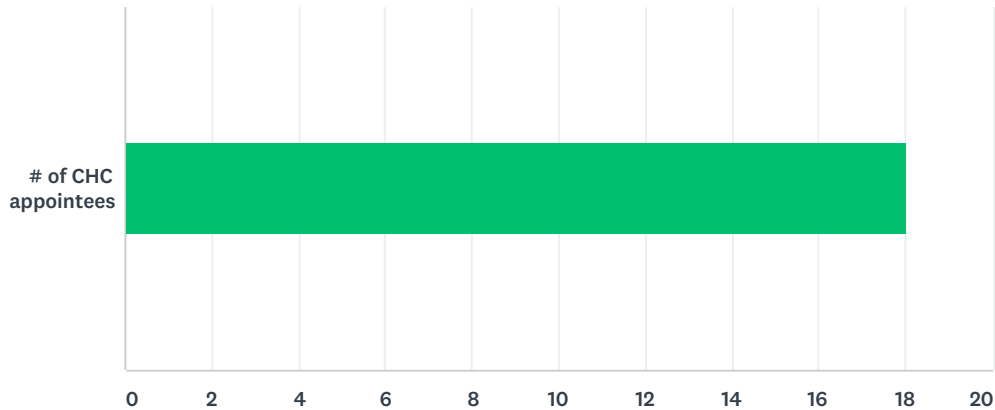
Answered: 190 Skipped: 0



ANSWER CHOICES	AVERAGE NUMBER	TOTAL NUMBER	RESPONSES
Volunteer hours	2,372	450,766	190
Total Respondents: 190			

Q5 Provide the total number of CHC appointees serving in the 2018 year of service. Please enter numbers only for your answer; webpage will not advance if you enter punctuation, symbols or text.

Answered: 190 Skipped: 0



ANSWER CHOICES	AVERAGE NUMBER	TOTAL NUMBER	RESPONSES
# of CHC appointees	18	3,428	190
Total Respondents: 190			

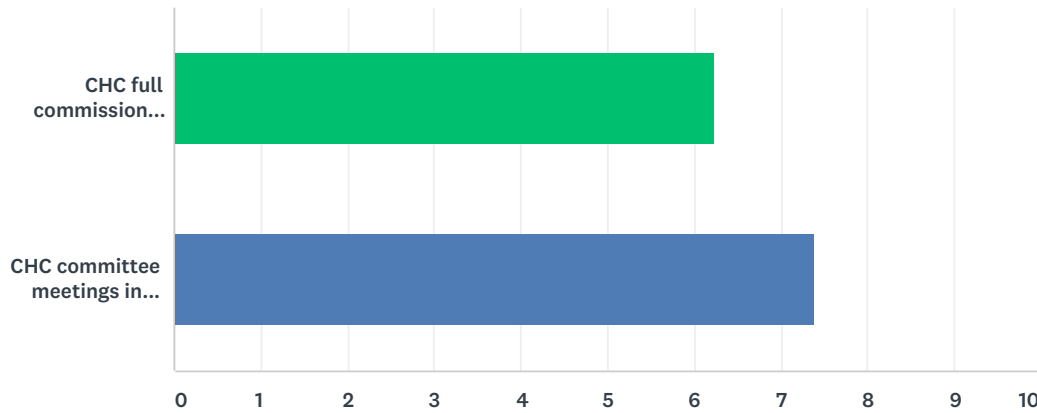
Q6 Provide any comments/clarifications about the volunteer hours you entered above. Please skip this question if you have no comments/clarifications.

Answered: 84 Skipped: 106

Q7 Indicate the number of full commission meetings your CHC held in

2018. Both items below must be answered using numbers only; do not use punctuation, symbols or text. Enter the number "0" in both boxes, if your CHC did not meet.

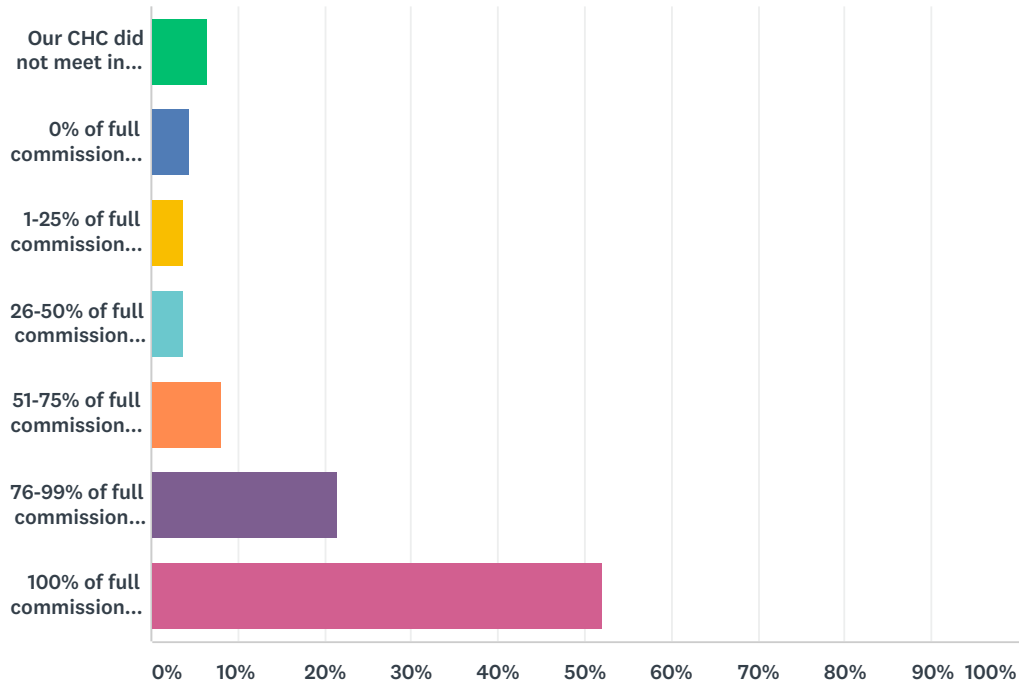
Answered: 190 Skipped: 0



ANSWER CHOICES	AVERAGE NUMBER	TOTAL NUMBER	RESPONSES
CHC full commission meetings in 2018	6	1,185	190
CHC committee meetings in 2018	7	1,315	178
Total Respondents: 190			

Q8 Check the circle next to the percentage that best reflects how often a QUORUM was present for your full commission meetings in 2018. A majority of appointees must be present at a meeting to constitute a QUORUM. Clicking a circle places a check the circle; clicking again will uncheck the circle.

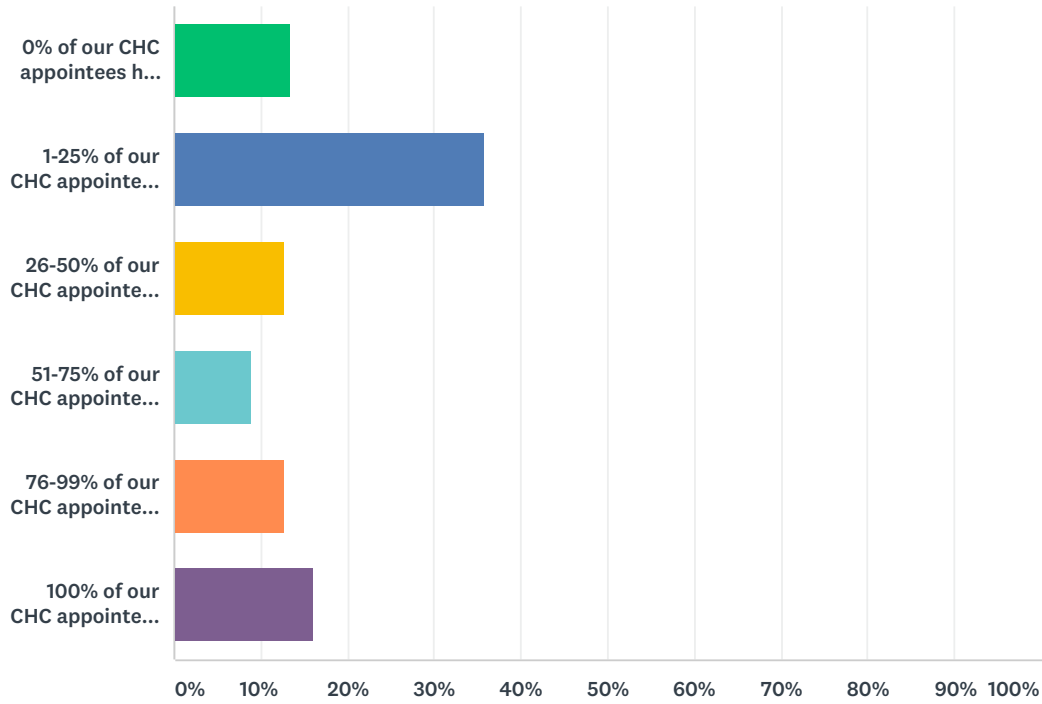
Answered: 186 Skipped: 4



ANSWER CHOICES	RESPONSES
Our CHC did not meet in 2018	6.45% 12
0% of full commission meetings made quorum	4.30% 8
1-25% of full commission meetings made quorum	3.76% 7
26-50% of full commission meetings made quorum	3.76% 7
51-75% of full commission meetings made quorum	8.06% 15
76-99% of full commission meetings made quorum	21.51% 40
100% of full commission meetings made quorum	52.15% 97
TOTAL	186

Q9 Check the percentage that best reflects the number of CHC appointees who have completed Open Meetings training.

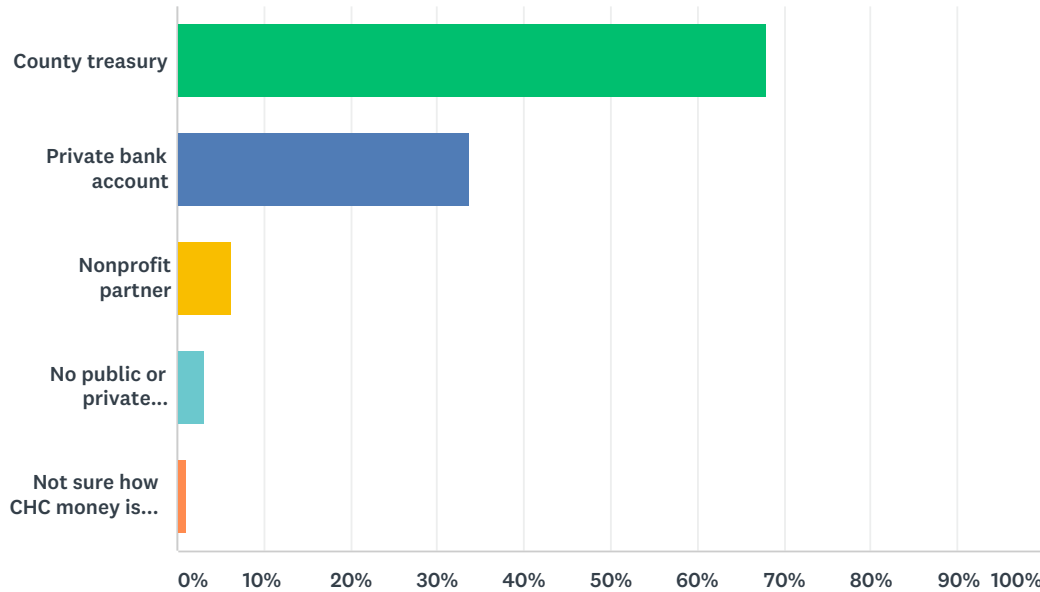
Answered: 187 Skipped: 3



ANSWER CHOICES	RESPONSES	
0% of our CHC appointees have taken Open Meetings training	13.37%	25
1-25% of our CHC appointees have taken Open Meetings training	35.83%	67
26-50% of our CHC appointees have taken Open Meetings training	12.83%	24
51-75% of our CHC appointees have taken Open Meetings training	9.09%	17
76-99% of our CHC appointees have taken Open Meetings training	12.83%	24
100% of our CHC appointees have taken Open Meetings training	16.04%	30
TOTAL		187

Q10 Which serves as the repository for CHC money? Check each answer that applies to your CHC.

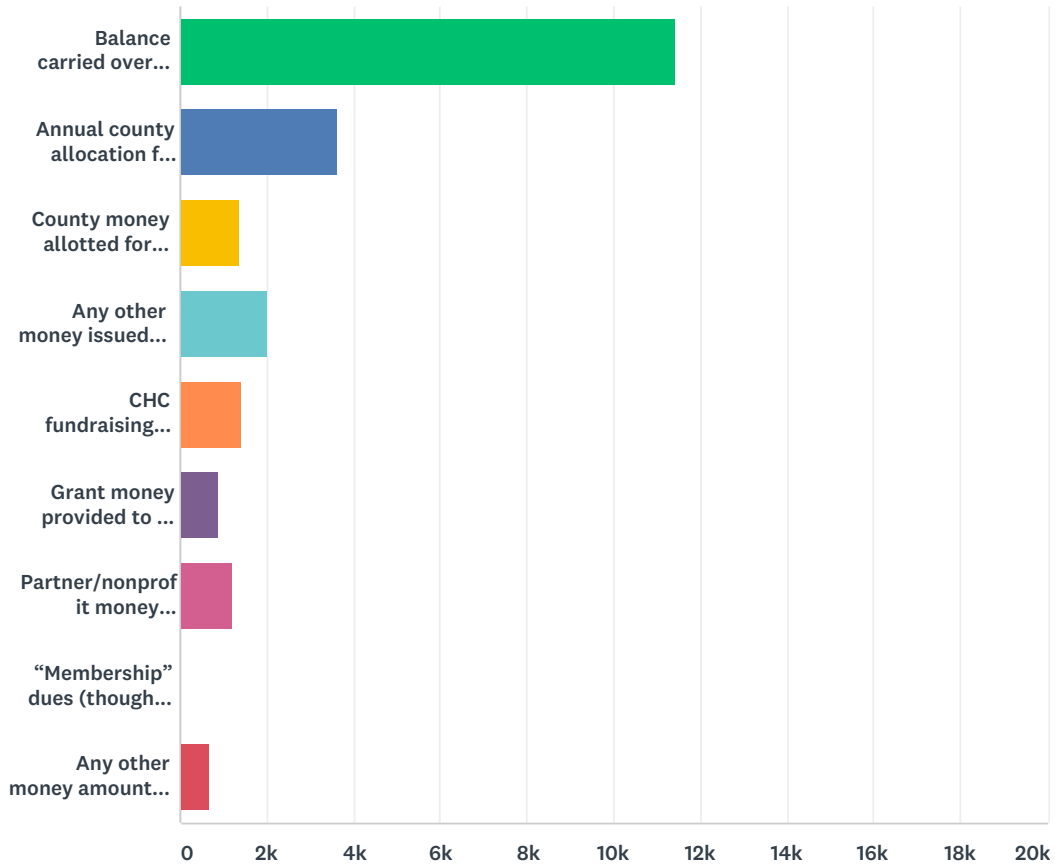
Answered: 190 Skipped: 0



ANSWER CHOICES	RESPONSES
County treasury	67.89% 129
Private bank account	33.68% 64
Nonprofit partner	6.32% 12
No public or private accounts	3.16% 6
Not sure how CHC money is accounted for	1.05% 2
Total Respondents: 190	

Q11 Enter the amount of money provided to your CHC next to each line item. Use numbers for the DOLLAR amount; please round up to the nearest dollar when necessary. Do not use symbols or text; commas and decimals are considered to be symbols. Each box requires an amount; enter the number "0" if no monies are associated with the line item.

Answered: 190 Skipped: 0



ANSWER CHOICES	AVERAGE NUMBER	TOTAL NUMBER	RESPONSES
Balance carried over from 2017:	11,438	2,173,288	190
Annual county allocation for 2018 (not including money for museums):	3,647	692,844	190
County money allotted for museums in 2018 (passing through CHC):	1,391	264,372	190
Any other money issued by county during 2018 (one-time amount for a special project, etc.):	2,010	381,985	190
CHC fundraising proceeds (events, book sales, etc.) during 2018:	1,415	268,817	190
Grant money provided to CHC in 2018:	873	165,830	190
Partner/nonprofit money donations made in 2018:	1,213	230,418	190
"Membership" dues (though not recommended, some CHCs do request dues):	20	3,820	190
Any other money amounts for 2018 not already included above; DO NOT include CHC appointee out-of-pocket expenses.	682	129,558	190
Total Respondents: 190			

Q12 Provide any clarifications about above amounts; skip question if you have no comments.

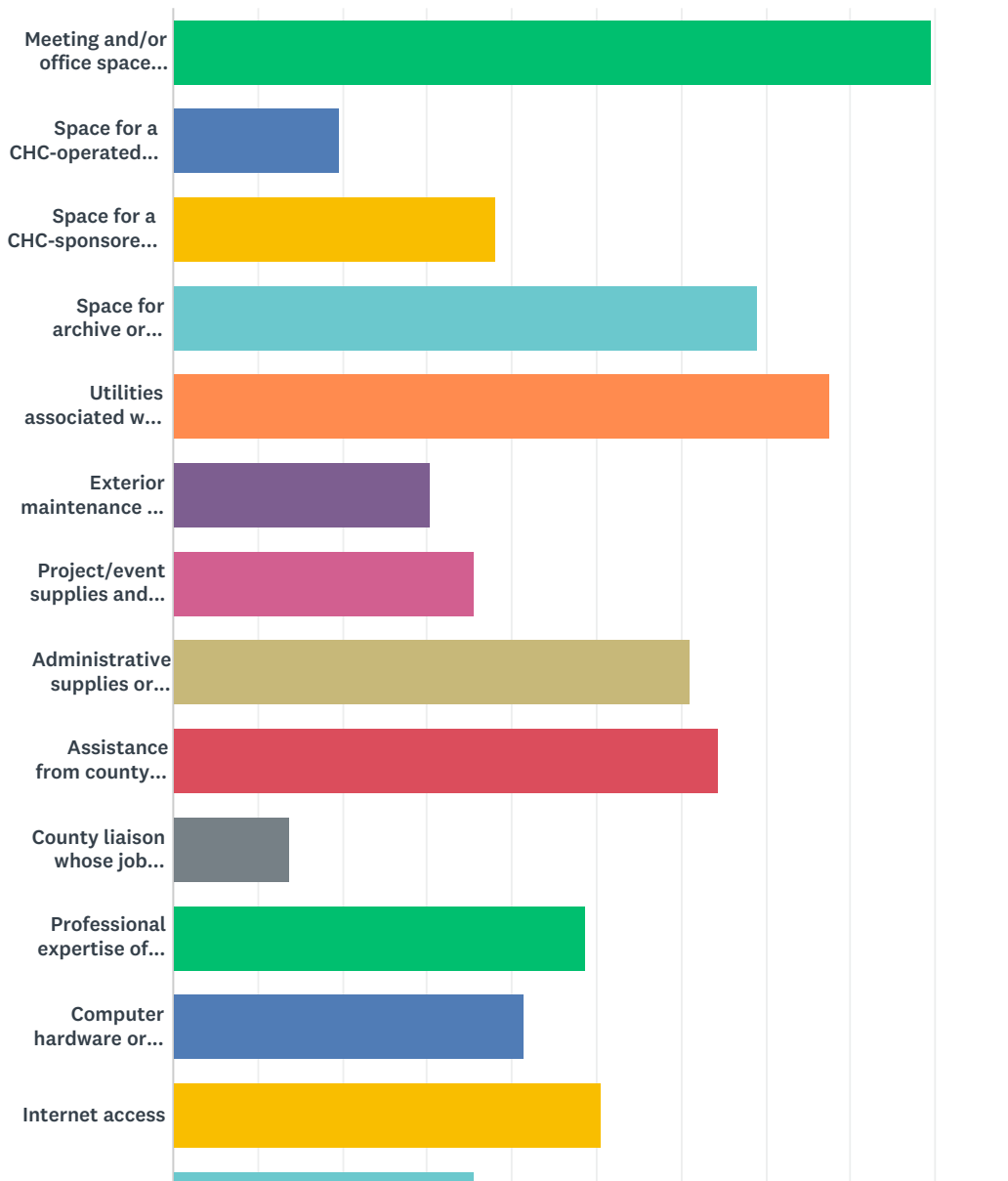
Answered: 85 Skipped: 105

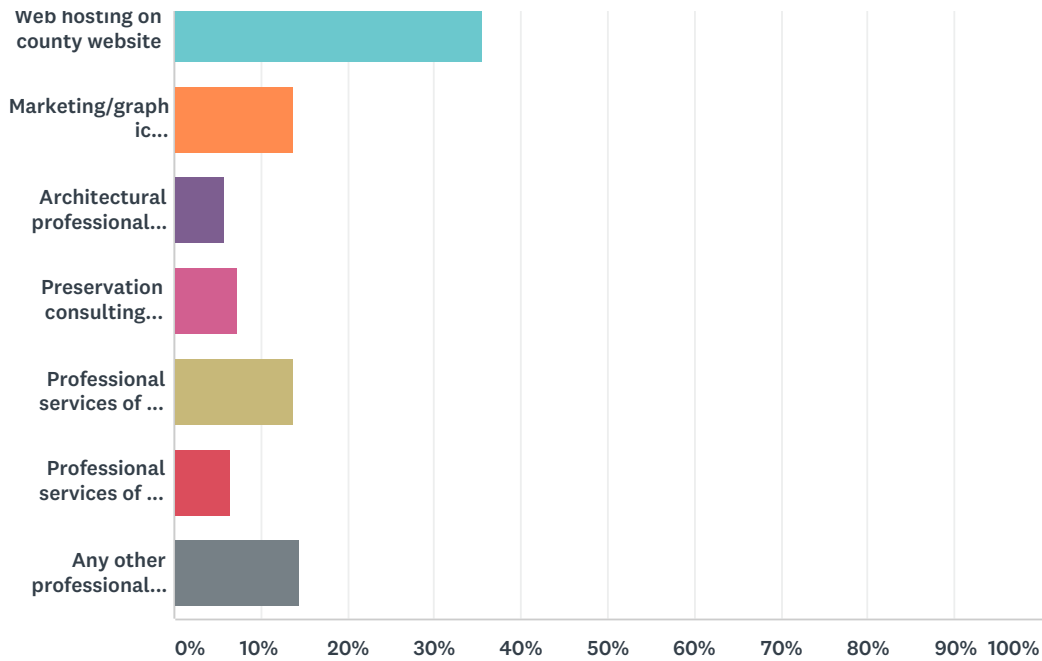
Q13 If your county employs an individual as a CHC liaison or as some other support position, please let us know if his/her salary comes out of the CHC county allocation or from some other budgetary line item. Also, let us know what responsibilities have been assigned to this individual. FYI--This information is frequently requested by CHCs.

Answered: 88 Skipped: 102

Q14 If your CHC receives in-kind donations, check each in-kind item below that was given to your CHC in 2018. SKIP QUESTION if your CHC doesn't accept in-kind donations.

Answered: 152 Skipped: 38

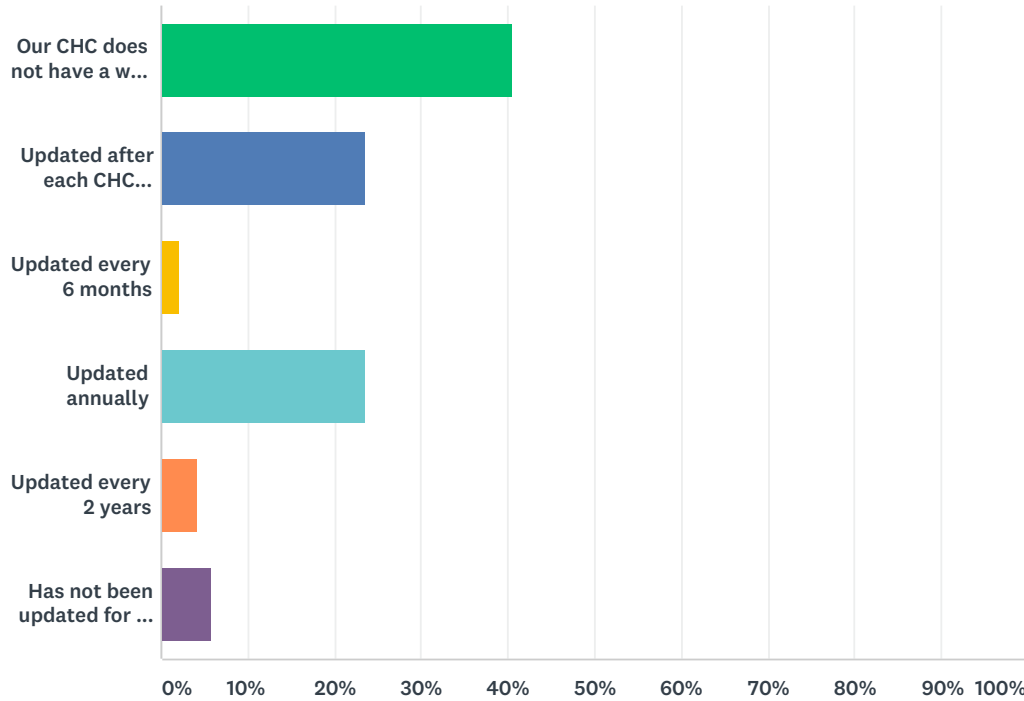




ANSWER CHOICES	RESPONSES	
Meeting and/or office space for CHC	89.47%	136
Space for a CHC-operated museum	19.74%	30
Space for a CHC-sponsored exhibit (history, projects, photographs, etc.)	38.16%	58
Space for archive or records storage	69.08%	105
Utilities associated with any spaces mentioned above	77.63%	118
Exterior maintenance or heavy equipment	30.26%	46
Project/event supplies and/or equipment	35.53%	54
Administrative supplies or services--postage, paper, ink, copier, etc.	61.18%	93
Assistance from county staff--posting meetings, financial reports, legal consultations, etc.	64.47%	98
County liaison whose job description involves providing services to CHC	13.82%	21
Professional expertise of county staff (for any subject/need)	48.68%	74
Computer hardware or software	41.45%	63
Internet access	50.66%	77
Web hosting on county website	35.53%	54
Marketing/graphic design/creative professional services	13.82%	21
Architectural professional services	5.92%	9
Preservation consulting professional services	7.24%	11
Professional services of a historian	13.82%	21
Professional services of an archeologist	6.58%	10
Any other professional service or advice	14.47%	22
Total Respondents: 152		

Q15 A work plan defines project tasks, participants, time estimates, and a schedule. Check the option that best reflects how often is your CHC work plan updated.

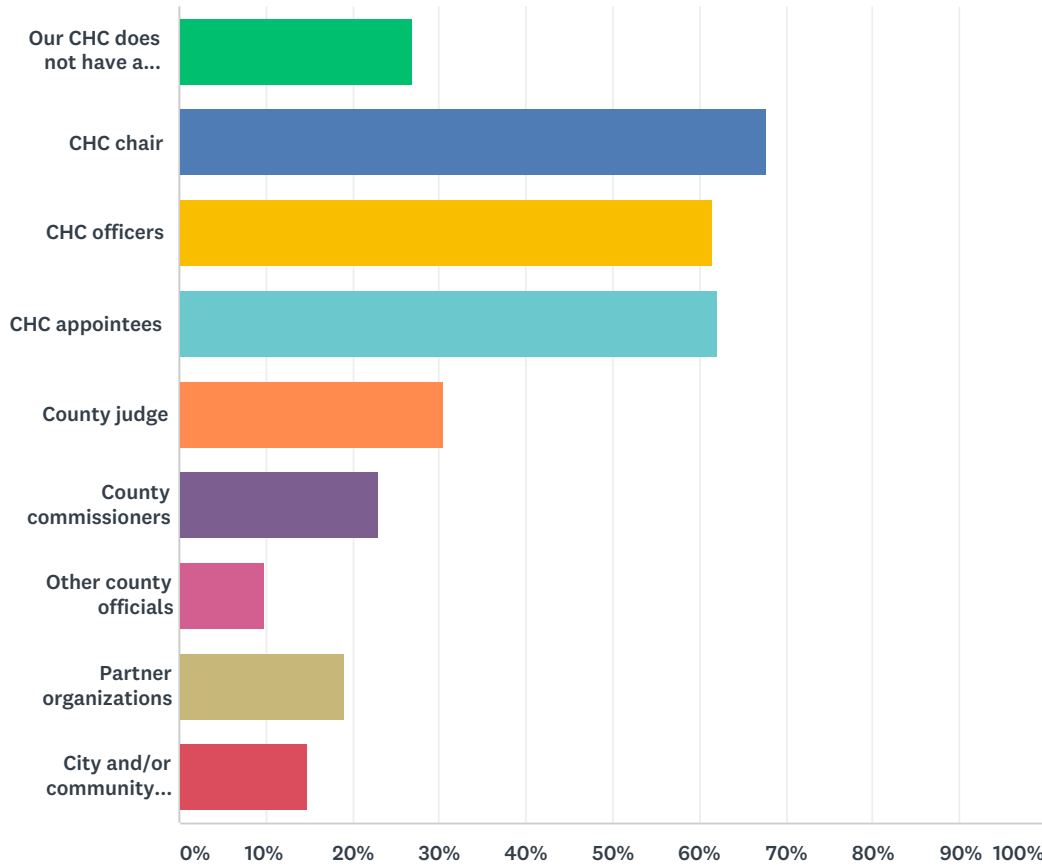
Answered: 190 Skipped: 0



ANSWER CHOICES	RESPONSES	
Our CHC does not have a work plan	40.53%	77
Updated after each CHC meeting	23.68%	45
Updated every 6 months	2.11%	4
Updated annually	23.68%	45
Updated every 2 years	4.21%	8
Has not been updated for 3 years or more	5.79%	11
TOTAL		190

Q16 Check each of the parties who participates in your CHC planning process.

Answered: 174 Skipped: 16



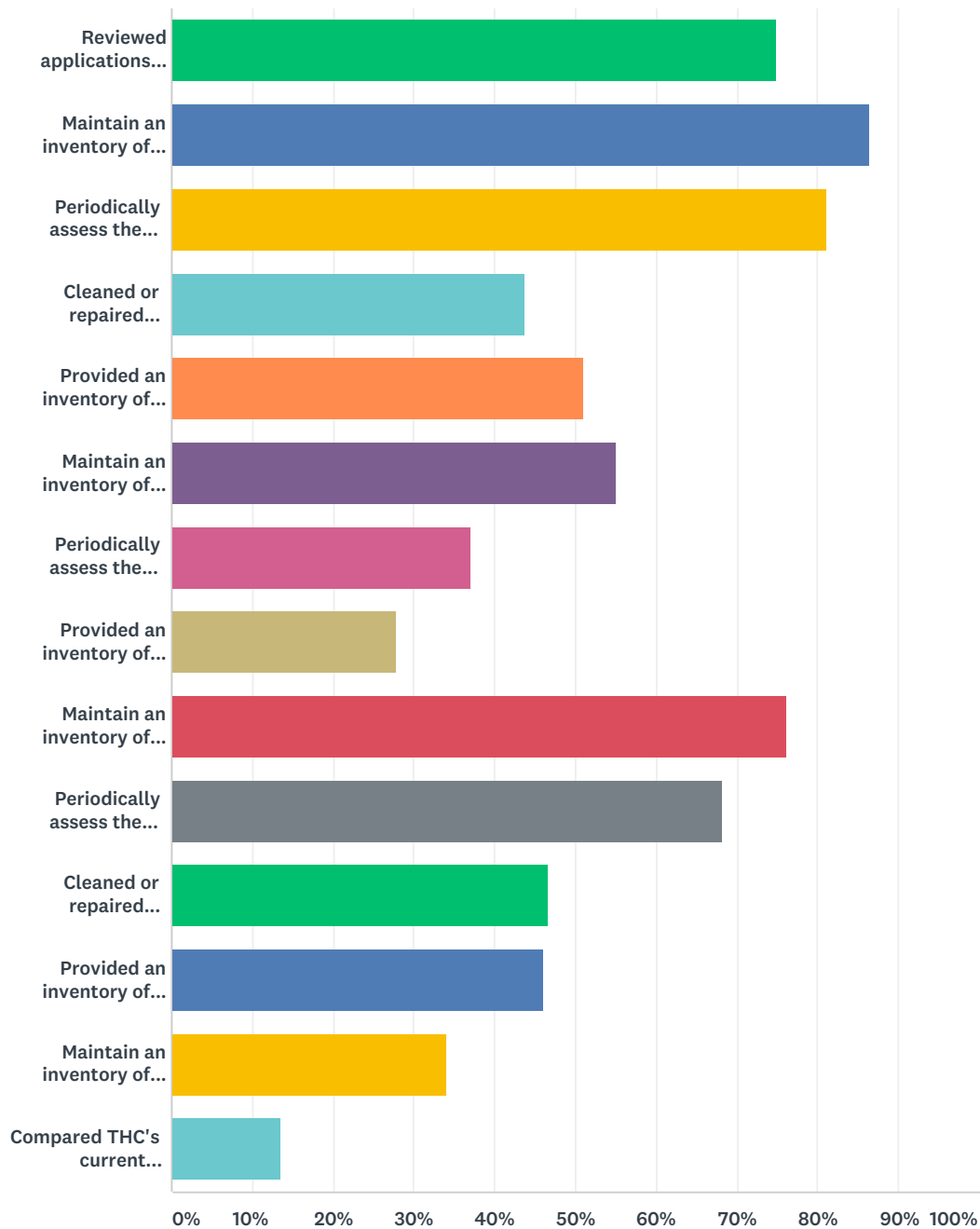
ANSWER CHOICES	RESPONSES	
Our CHC does not have a plan/planning process	27.01%	47
CHC chair	67.82%	118
CHC officers	61.49%	107
CHC appointees	62.07%	108
County judge	30.46%	53
County commissioners	22.99%	40
Other county officials	9.77%	17
Partner organizations	18.97%	33
City and/or community officials from your county	14.94%	26
Total Respondents: 174		

Q17 If your CHC has performed work associated with formal cultural and historic resource survey, please explain survey work completed in 2018 in the box below. Include work to initiate or maintain surveys. Skip question if no survey work.

Answered: 53 Skipped: 137

Q18 Check the work items in which your CHC was actively involved during 2018.

Answered: 176 Skipped: 14

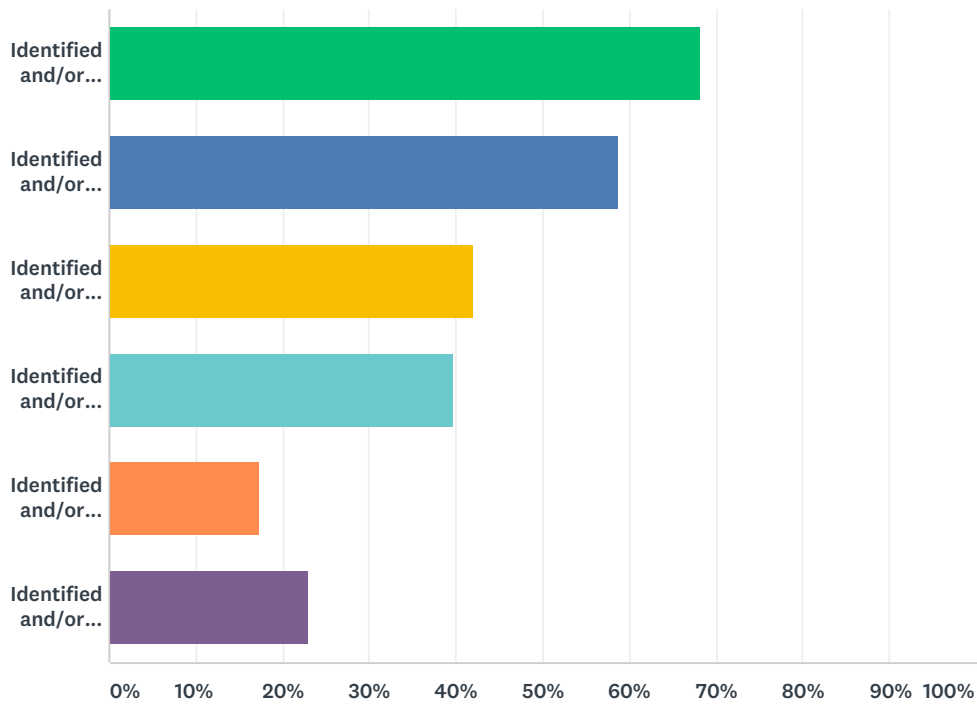


ANSWER CHOICES	RESPONSES
Reviewed applications for historical MARKERS	75.00% 132
Maintain an inventory of subject MARKERS in your county	86.36% 152
Periodically assess the condition of subject MARKERS in your county	81.25% 143
Cleaned or repaired MARKERS	43.75% 77

Provided an inventory of subject MARKERS for public use (brochure, website posting, etc.)	51.14%	90
Maintain an inventory of properties that are DESIGNATED by Texas or the Secretary of the Interior as historic (i.e., National Register, Historic Texas Cemetery, Recorded Texas Historic Landmark, or State Archeological Landmark)	55.11%	97
Periodically assess the condition of properties DESIGNATED by Texas or the Secretary of the Interior as historic	36.93%	65
Provided an inventory of properties that are DESIGNATED as historic for public use (brochure, website posting, etc.)	27.84%	49
Maintain an inventory of CEMETERIES in your county	76.14%	134
Periodically assess the condition of CEMETERIES in your county	68.18%	120
Cleaned or repaired objects in CEMETERIES	46.59%	82
Provided an inventory of CEMETERIES for public use (brochure, website posting, etc.)	46.02%	81
Maintain an inventory of CEMETERY ORGANIZATIONS in your county	34.09%	60
Compared THC's current inventory of ROSENWALD schools with your county inventory	13.64%	24
Total Respondents: 176		

Q19 Check the box next to each work item in which your CHC was actively involved during 2018.

Answered: 126 Skipped: 64

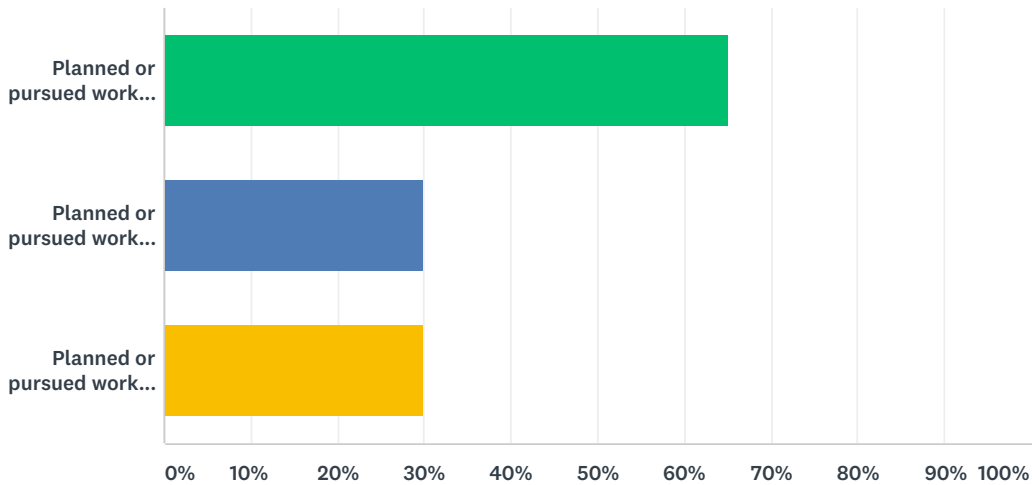


ANSWER CHOICES	RESPONSES
Identified and/or researched areas of development within your county that could impact cultural and historic resources	68.25% 86
Identified and/or researched historic highways, roads, and trails in your county	58.73% 74
Identified and/or researched historic farms and ranches in your county	42.06% 53
Identified and/or researched historic bridges and/or bridge types in your county	39.68% 50

Identified and/or researched waterways, dams, irrigation districts, etc. in your county	17.46%	22
Identified and/or researched parks and/or open spaces	23.02%	29
Total Respondents: 126		

Q20 Check the box next to each work item in which your CHC was actively involved during 2018.

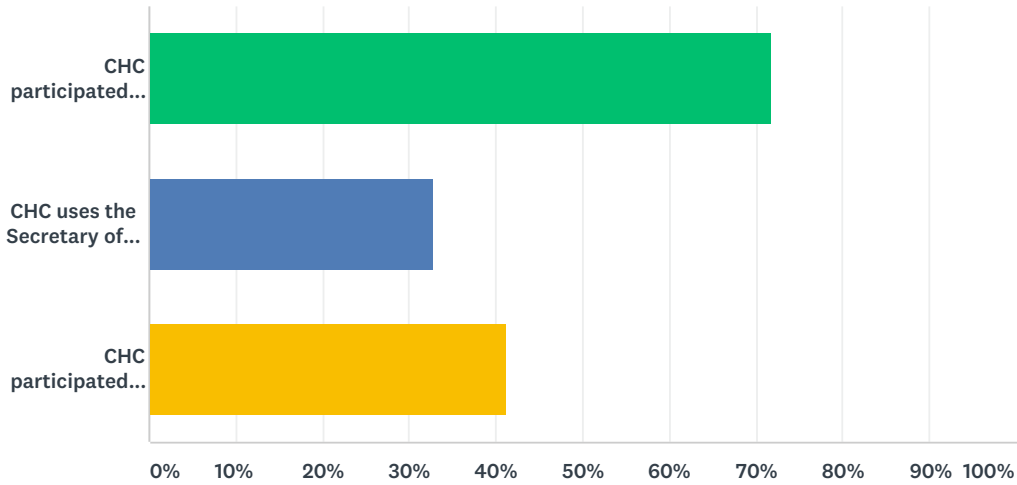
Answered: 60 Skipped: 130



ANSWER CHOICES	RESPONSES
Planned or pursued work that altered historic county courthouse square	65.00% 39
Planned or pursued work that altered a historic school complex/campus	30.00% 18
Planned or pursued work that altered a public plaza	30.00% 18
Total Respondents: 60	

Q21 Check the box next to each of the comments that apply to your CHC's 2018 body of work.

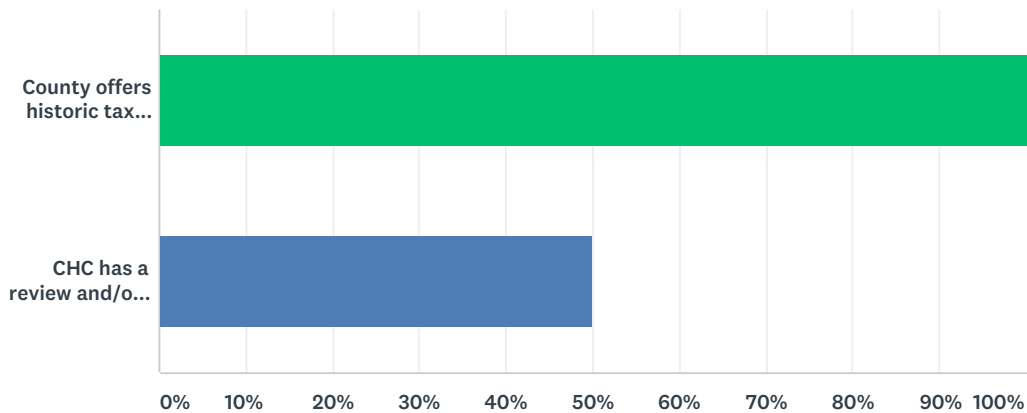
Answered: 85 Skipped: 105



ANSWER CHOICES	RESPONSES
CHC participated in community planning activities to ensure historic and cultural resources were considered when development or zoning is discussed by city officials	71.76% 61
CHC uses the Secretary of the Interior's Standards for the Treatment of Historic Properties to determine appropriate repair and new construction when making recommendations for exemptions or incentives	32.94% 28
CHC participated as a consulting party in a federal Section 106 undertaking review	41.18% 35
Total Respondents: 85	

Q22 Check the box if the statement applies to your CHC.

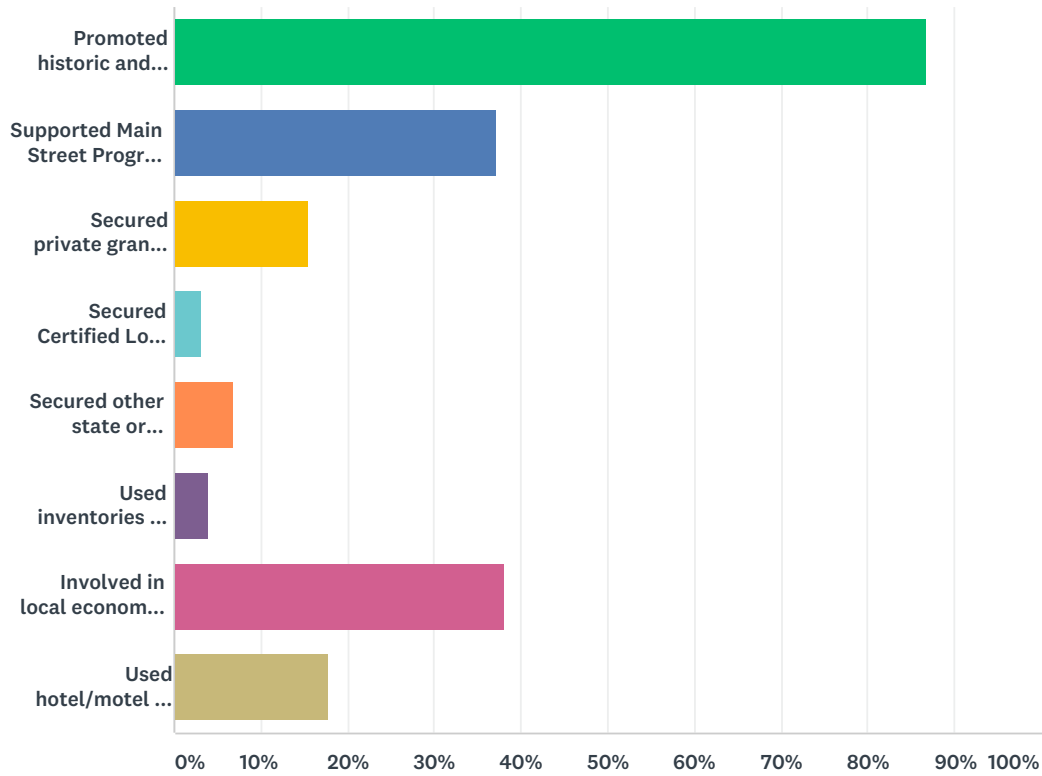
Answered: 20 Skipped: 170



ANSWER CHOICES	RESPONSES
County offers historic tax exemptions/incentives for qualified properties	100.00% 20
CHC has a review and/or recommendation role in reviewing and/or making recommendations for COUNTY historic site tax exemptions/incentives	50.00% 10
Total Respondents: 20	

Q23 Check the box for each work item in which your CHC was actively involved in 2018.

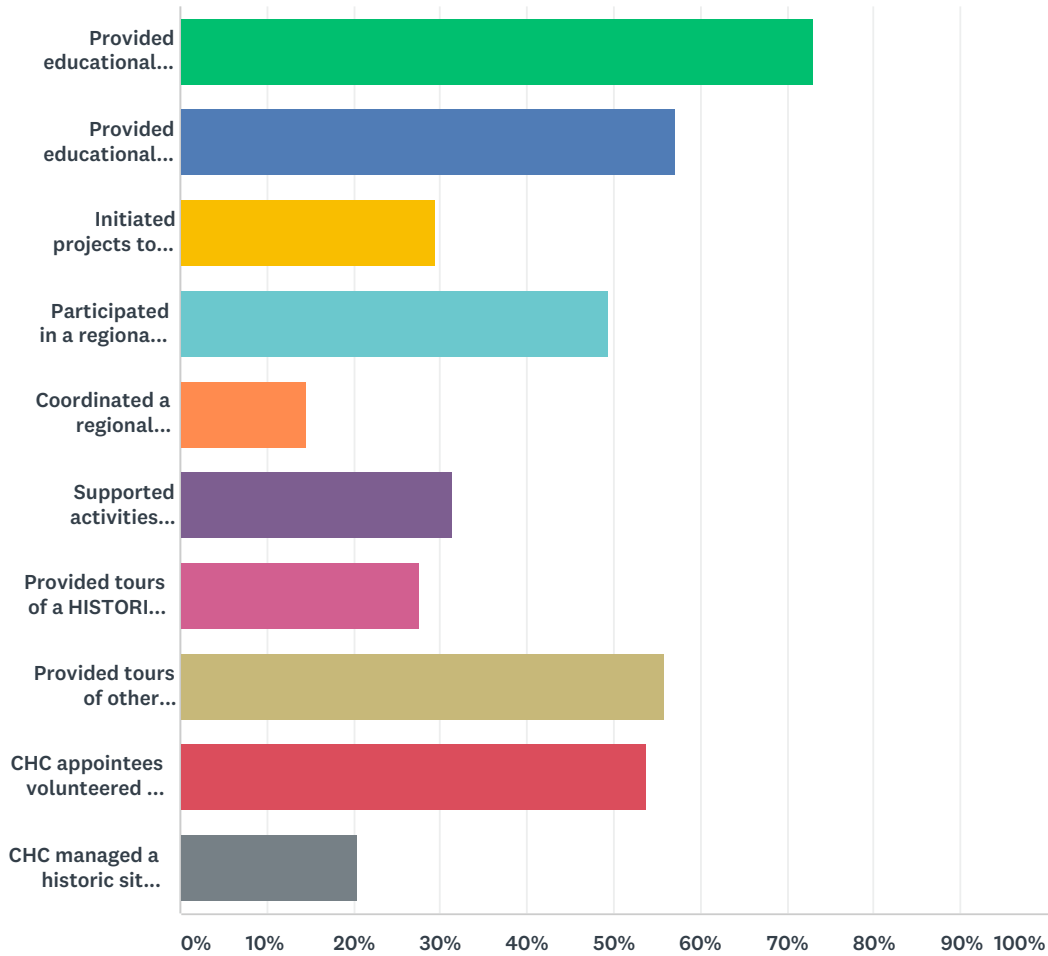
Answered: 129 Skipped: 61



ANSWER CHOICES	RESPONSES	
Promoted historic and cultural sites to develop and sustain heritage tourism initiatives	86.82%	112
Supported Main Street Program activities in a community within your county	37.21%	48
Secured private grant money to fund or partially fund a CHC project	15.50%	20
Secured Certified Local Government grants for CHC projects/training	3.10%	4
Secured other state or federal money to fund/partially fund a CHC project	6.98%	9
Used inventories of surveyed properties to promote rehabilitation through grants and/or tax incentive programs	3.88%	5
Involved in local economic development plans/projects/organizations	37.98%	49
Used hotel/motel tax revenue to fund preservation projects	17.83%	23
Total Respondents: 129		

Q24 Check the box for each work item in which your CHC was actively involved in 2018.

Answered: 156 Skipped: 34



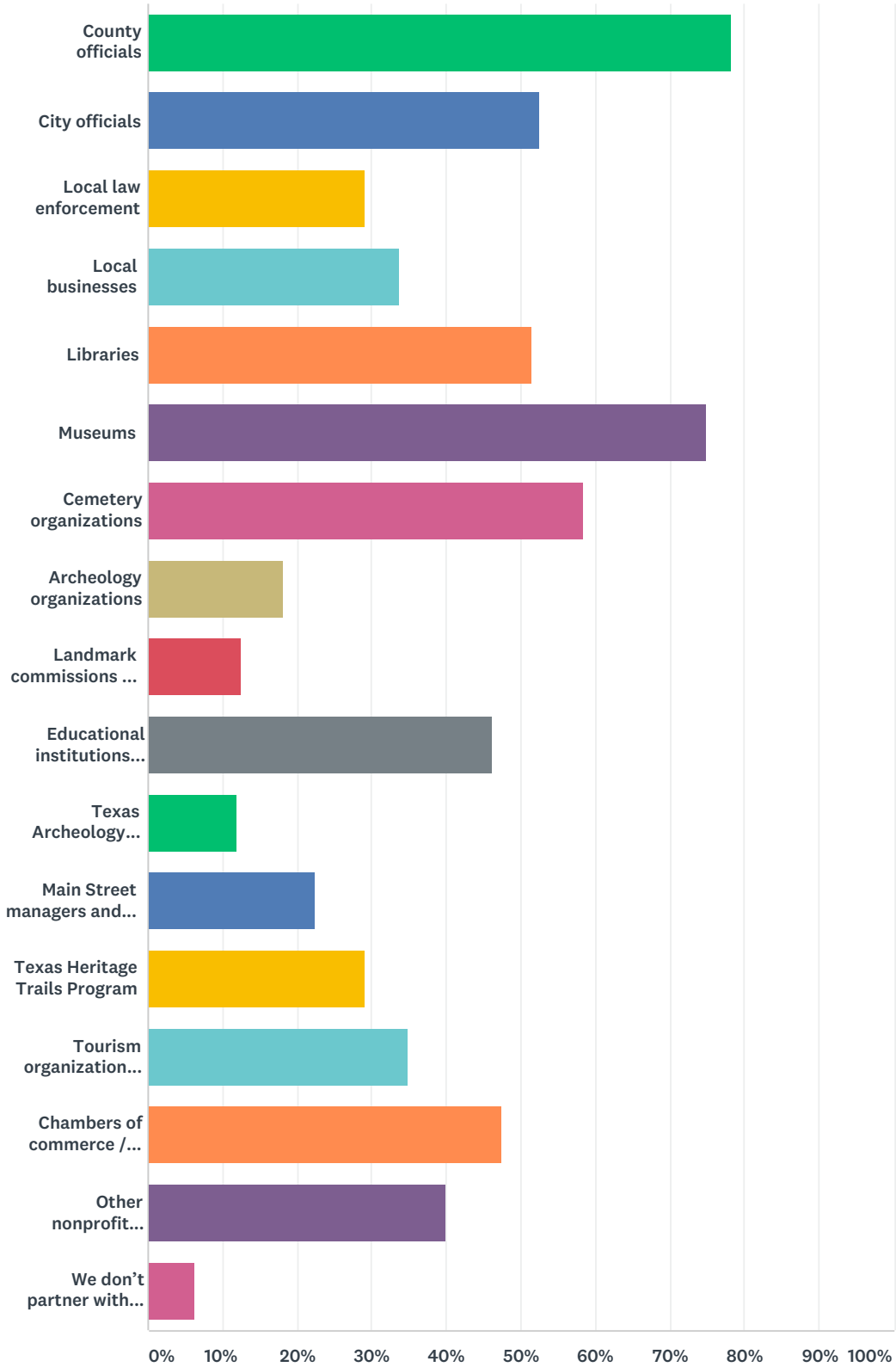
ANSWER CHOICES	RESPONSES
Provided educational events/presentations/info on historic preservation and local history to audiences outside your CHC	73.08% 114
Provided educational events/presentations/info on historic preservation and local history geared toward youth/schools	57.05% 89
Initiated projects to diversify interpretation of historic and cultural resources	29.49% 46
Participated in a regional preservation or tourism event (Texas Archeology Month event, Preservation Month event, history conference, cultural heritage festival, etc.)	49.36% 77
Coordinated a regional preservation or tourism event	14.74% 23
Supported activities sponsored by one or more of the Texas Heritage Trails regions	31.41% 49
Provided tours of a HISTORIC COURTHOUSE in your county	27.56% 43
Provided tours of other historic buildings and/or sites within the county	55.77% 87
CHC appointees volunteered at a historic site that is open to the public at large	53.85% 84
CHC managed a historic site that is open to the public at large	20.51% 32
Total Respondents: 156	

Q25 List events in which your CHC was involved that are associated with boxes checked above. Provide details for selected activities in the Project Description section at the end of this report.

Answered: 136 Skipped: 54

Q26 Partnering is more than just attending meetings of other organizations. Effective partnerships build a stronger and more diverse preservation community. Check each of the individuals and organizations with which your CHC partnered during 2018.

Answered: 175 Skipped: 15

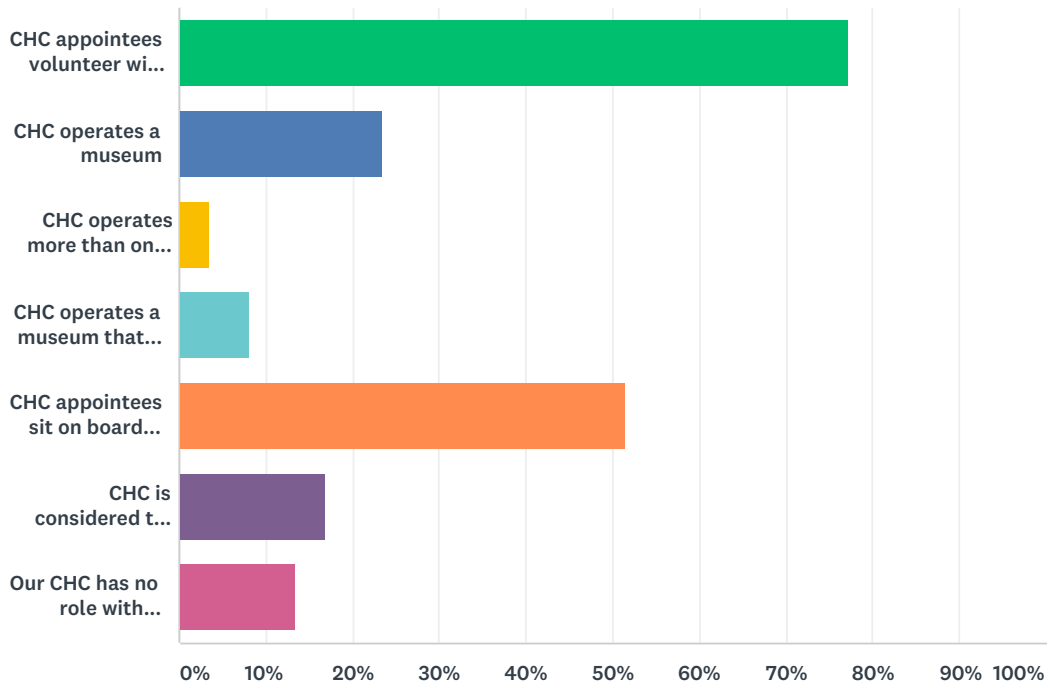


ANSWER CHOICES	RESPONSES	
County officials	78.29%	137
City officials	52.57%	92
Local law enforcement	29.14%	51

Local businesses	33.71%	59
Libraries	51.43%	90
Museums	74.86%	131
Cemetery organizations	58.29%	102
Archeology organizations	18.29%	32
Landmark commissions or local historic design/review boards	12.57%	22
Educational institutions (school districts, community colleges, universities)	46.29%	81
Texas Archeology Stewardship Network (work with the stewards)	12.00%	21
Main Street managers and/or board members	22.29%	39
Texas Heritage Trails Program	29.14%	51
Tourism organizations / visitors bureau	34.86%	61
Chambers of commerce / downtown business association	47.43%	83
Other nonprofit organizations not already listed above (societies, associations, etc.)	40.00%	70
We don't partner with any organizations	6.29%	11
Total Respondents: 175		

Q27 Check the boxes that reflect your CHC's role with museums.

Answered: 171 Skipped: 19



ANSWER CHOICES	RESPONSES
CHC appointees volunteer with museum/s	77.19% 132
CHC operates a museum	23.39% 40

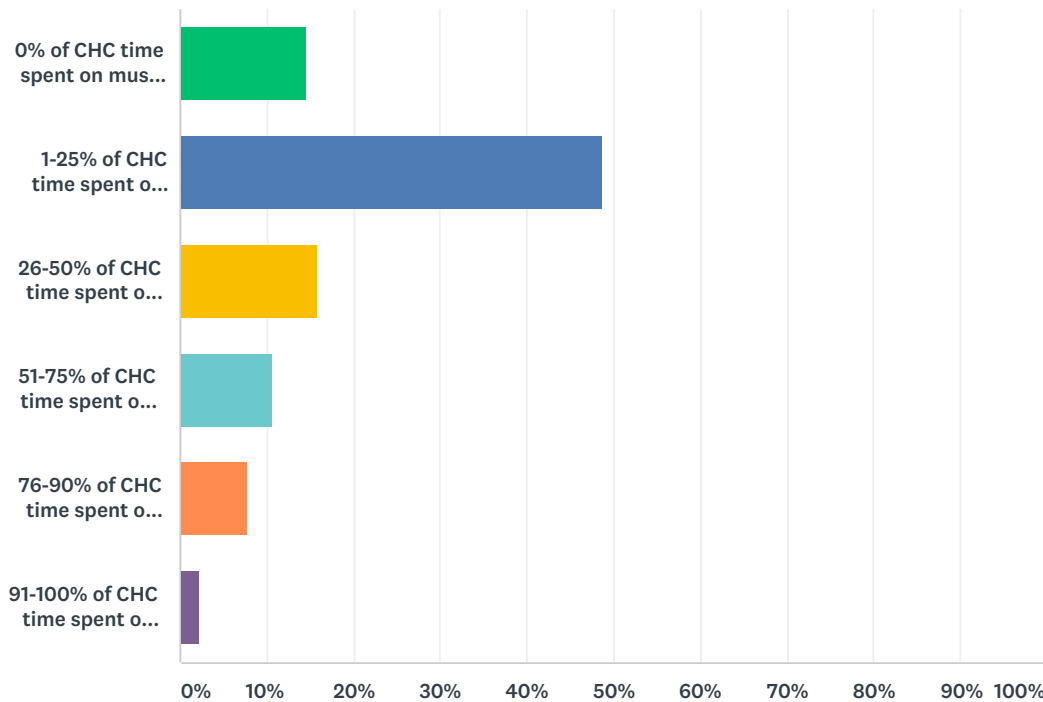
CHC operates more than one museum	3.51%	6
CHC operates a museum that adheres to professional standards in the care, collection, management, and interpretation of artifacts	8.19%	14
CHC appointees sit on board of a county museum	51.46%	88
CHC is considered to be the board of the county museum	16.96%	29
Our CHC has no role with museums	13.45%	23
Total Respondents: 171		

Q28 Enter your county name and provide the name and location for each of the museums your CHC operates. Please skip this question if your CHC does not operate museums.

Answered: 67 Skipped: 123

Q29 When considering your overall workload, check the range that applies to your CHC.

Answered: 170 Skipped: 20

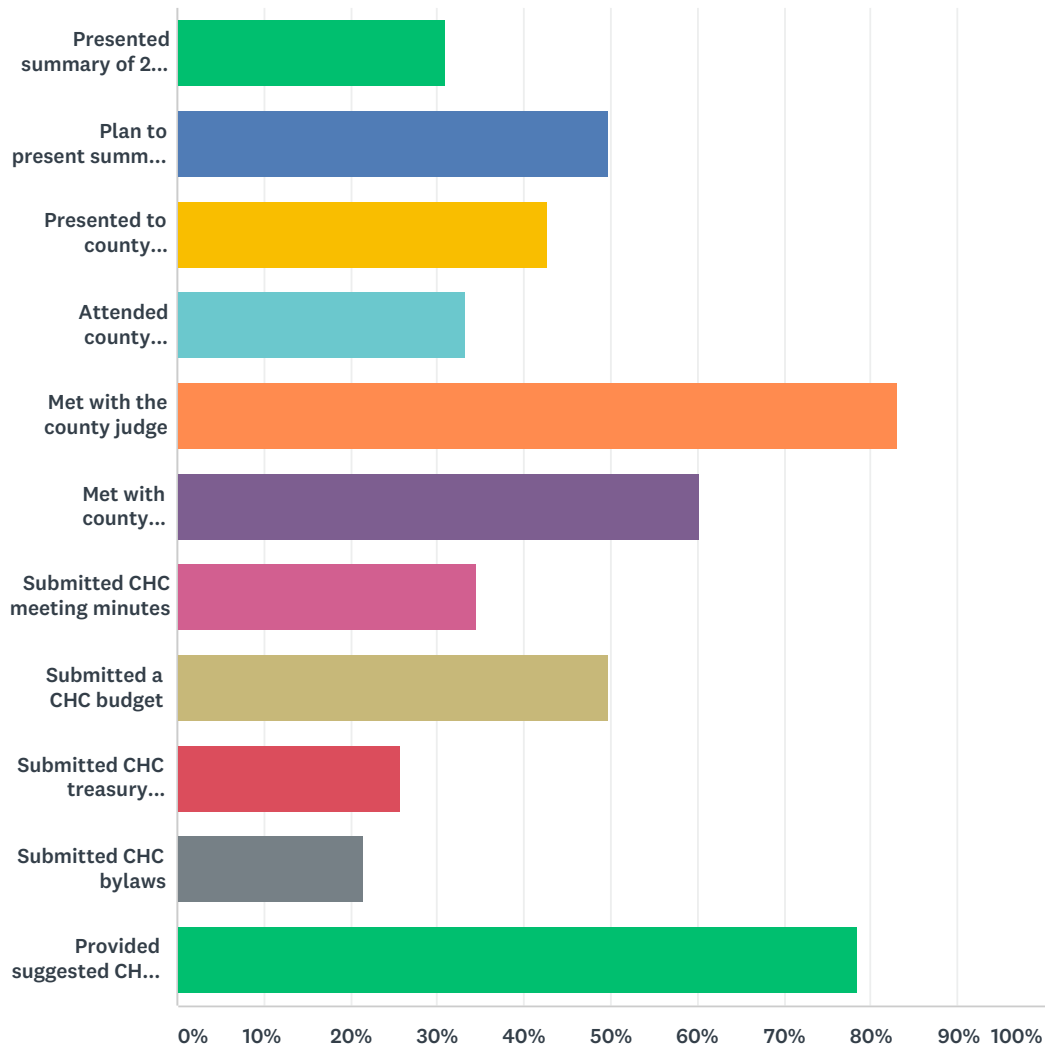


ANSWER CHOICES	RESPONSES	
0% of CHC time spent on museum related work	14.71%	25
1-25% of CHC time spent on museum related work	48.82%	83
26-50% of CHC time spent on museum related work	15.88%	27
51-75% of CHC time spent on museum related work	10.59%	18

76-90% of CHC time spent on museum related work	7.65%	13
91-100% of CHC time spent on museum related work	2.35%	4
TOTAL		170

Q30 Check each way your CHC officially reported 2018 activities to your county officials.

Answered: 171 Skipped: 19

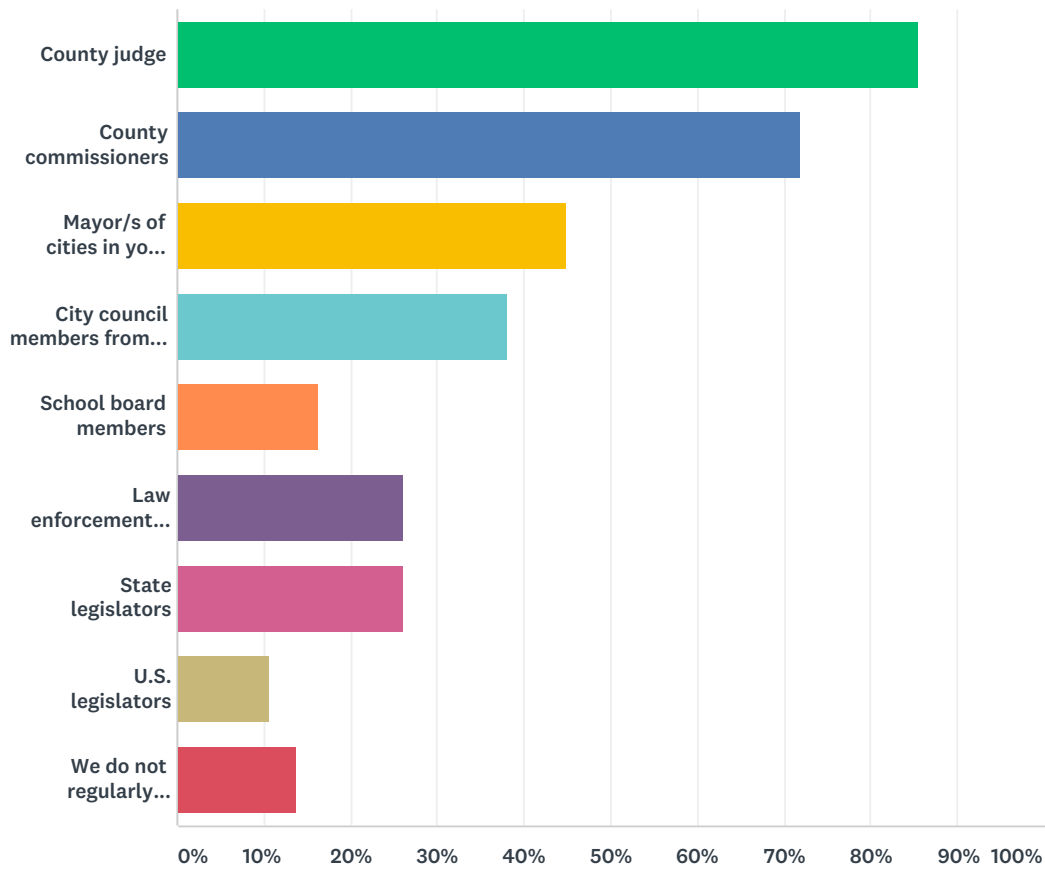


ANSWER CHOICES	RESPONSES	
Presented summary of 2018 accomplishments to commissioners court in late 2018	30.99%	53
Plan to present summary of 2018 accomplishments to commissioners court in early 2019	49.71%	85
Presented to county commissioners court about a particular project/s	42.69%	73
Attended county commissioners court regularly	33.33%	57
Met with the county judge	83.04%	142
Met with county commissioners	60.23%	103

Submitted CHC meeting minutes	34.50%	59
Submitted a CHC budget	49.71%	85
Submitted CHC treasury reports	25.73%	44
Submitted CHC bylaws	21.64%	37
Provided suggested CHC appointments	78.36%	134
Total Respondents: 171		

Q31 Check the elected officials that your CHC regularly invited to events and activities in 2018.

Answered: 160 Skipped: 30



ANSWER CHOICES	RESPONSES
County judge	85.63% 137
County commissioners	71.88% 115
Mayor/s of cities in your county	45.00% 72
City council members from cities within your county	38.13% 61
School board members	16.25% 26
Law enforcement officials	26.25% 42

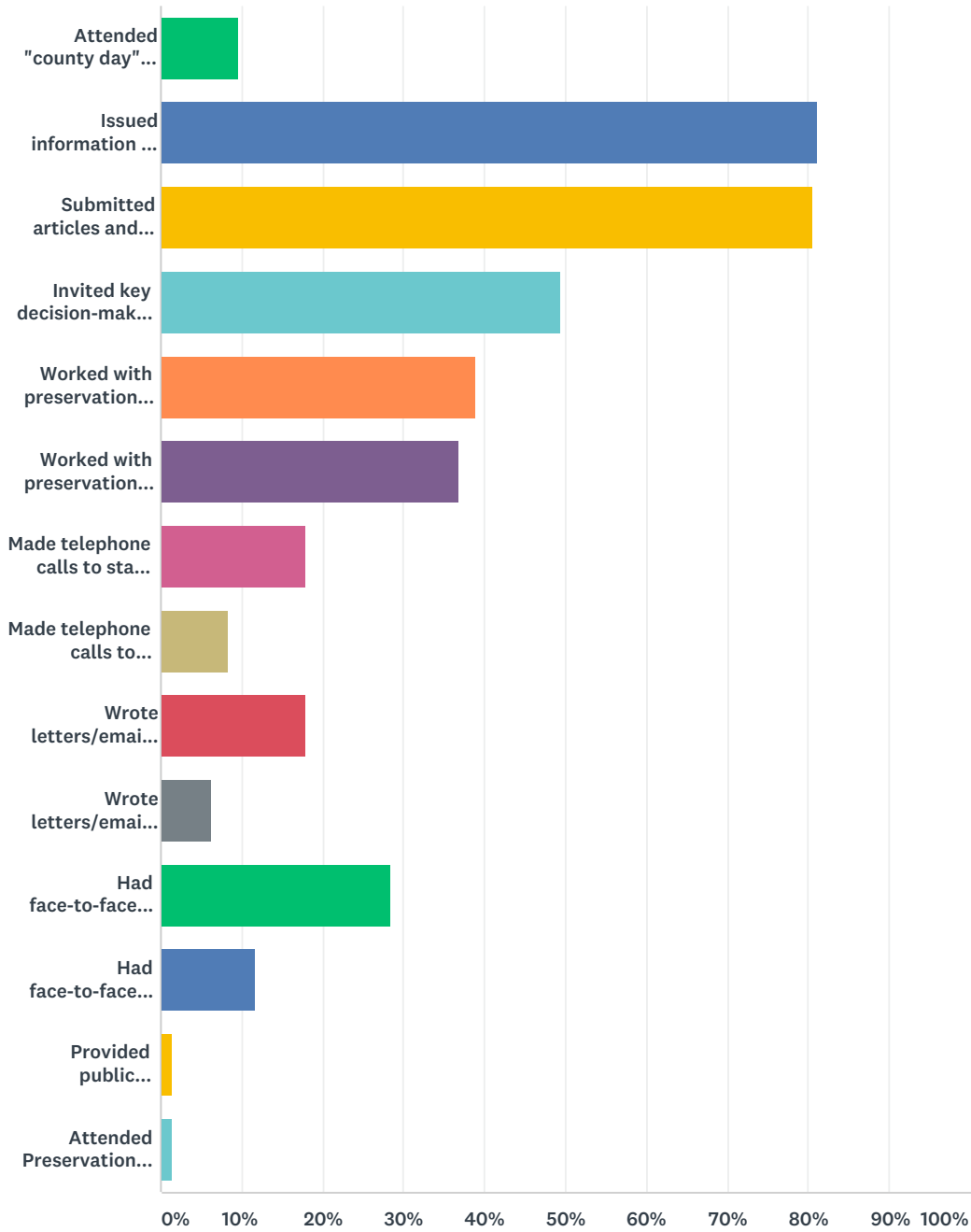
State legislators	26.25%	42
U.S. legislators	10.63%	17
We do not regularly invite elected officials to our events	13.75%	22
Total Respondents: 160		

Q32 Please enter your county name and the names of elected officials who attended one or more of your CHC events in 2018. Skip this question if no elected officials attended your events.

Answered: 122 Skipped: 68

Q33 Check the activities and communications undertaken by your CHC in 2018 in support of Texas history and preservation.

Answered: 144 Skipped: 46

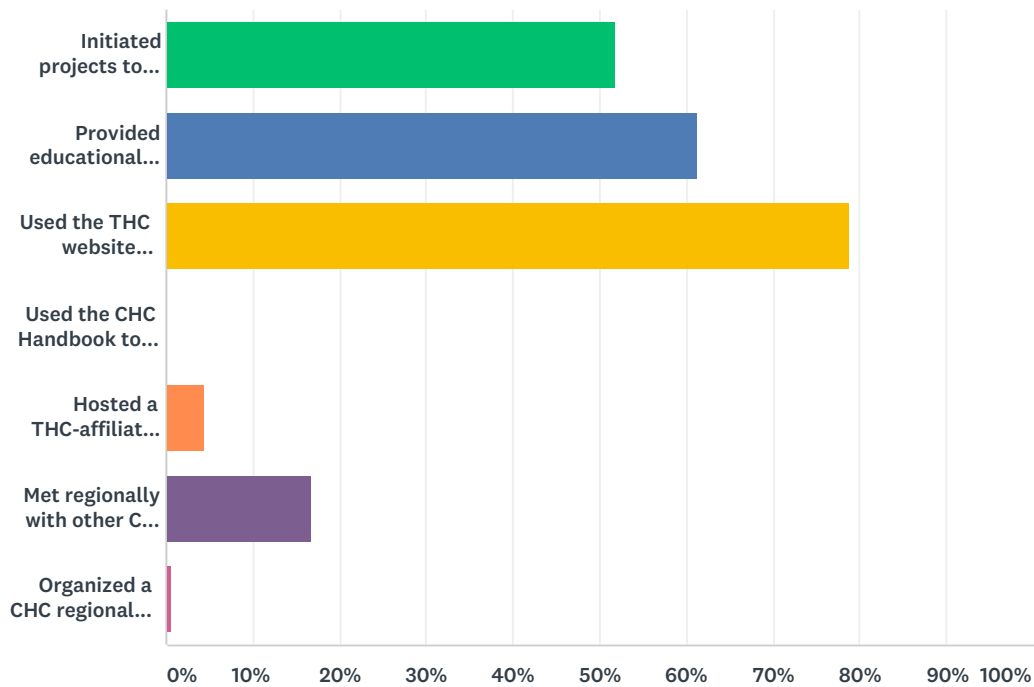


ANSWER CHOICES	RESPONSES	
Attended "county day" events at the Capitol for your county	9.72%	14
Issued information to the public at large--newsletters, email, press releases, etc.	81.25%	117
Submitted articles and/or letters to media outlets	80.56%	116
Invited key decision-makers to celebratory preservation events	49.31%	71
Worked with preservation nonprofits who advocate for specific projects	38.89%	56
Worked with preservation nonprofits who advocate for preservation in general	36.81%	53
Made telephone calls to state legislators	18.06%	26
Made telephone calls to federal legislators	8.33%	12

Wrote letters/email to state legislators	18.06%	26
Wrote letters/email to federal legislators	6.25%	9
Had face-to-face discussions with state legislators	28.47%	41
Had face-to-face discussions with federal legislators	11.81%	17
Provided public testimony at legislative hearings as to the benefits of preservation	1.39%	2
Attended Preservation Day at the Capitol in Austin	1.39%	2
Total Respondents: 144		

Q34 Check all of the ways in which your CHC tried to improve appointee participation in 2018.

Answered: 137 Skipped: 53



ANSWER CHOICES	RESPONSES	
Initiated projects to diversify CHC membership	51.82%	71
Provided educational presentations for your CHC appointees	61.31%	84
Used the THC website information to educate appointees	78.83%	108
Used the CHC Handbook to educate appointees	0.00%	0
Hosted a THC-affiliated workshop in 2018	4.38%	6
Met regionally with other CHCs to share experiences and efforts	16.79%	23
Organized a CHC regional meeting for the purposes of sharing CHC experiences and efforts	0.73%	1
Total Respondents: 137		

Q35 If you ATTENDED a CHC regional meeting in 2018, please indicate:-
- the counties that participated (including your county);-- topics or themes discussed; and -- how many times you have met formally as a group over the years. Please skip if the question does not apply to your CHC.

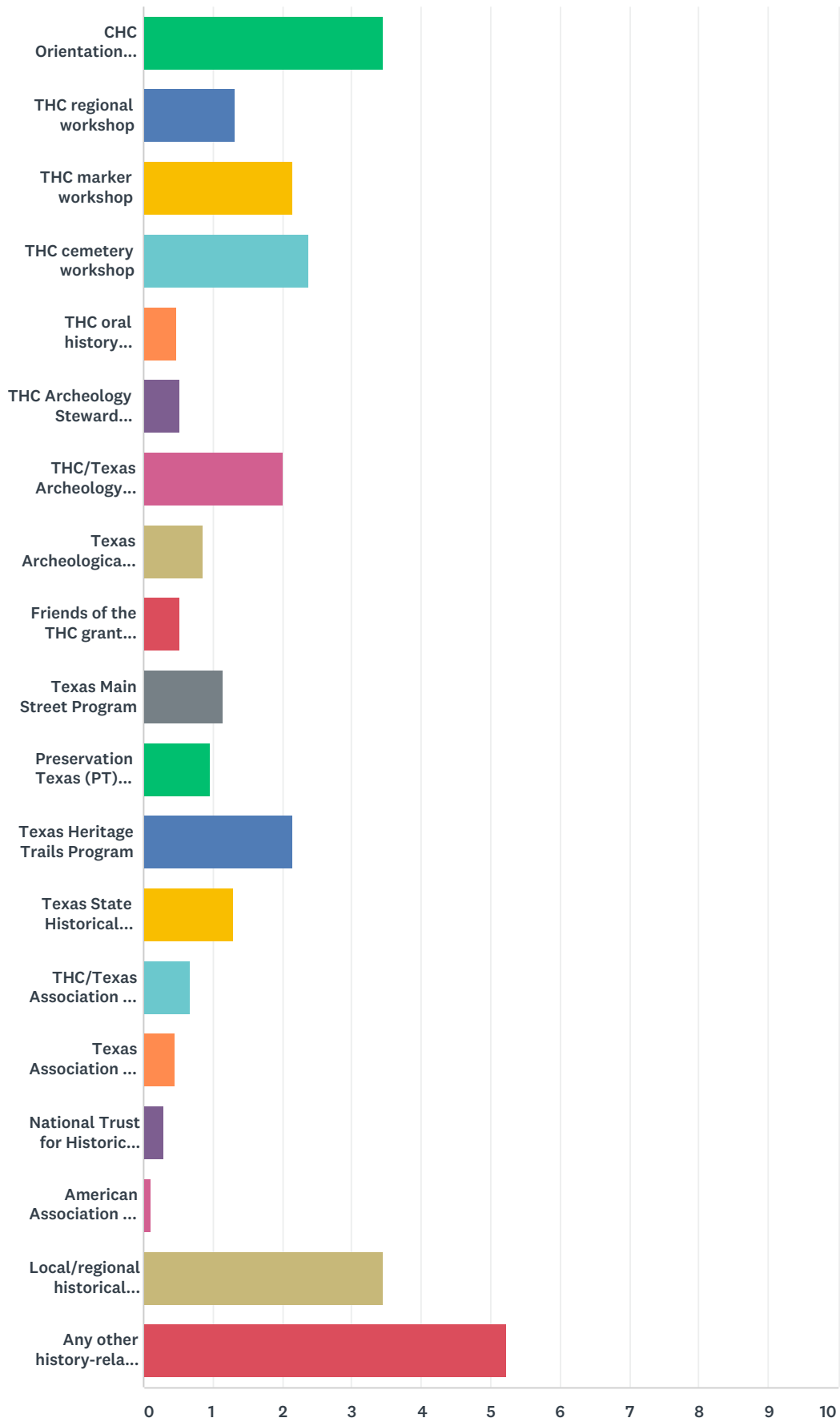
Answered: 25 Skipped: 165

Q36 Please list workshops that your CHC hosted in 2018, including information on the educational topic. Providing this information enables our staff to know more about your interests. Skip if the question does not apply to your CHC.

Answered: 31 Skipped: 159

Q37 Reflecting 2018 activity, enter the number of CHC appointees who attended a training offered by the organization listed. Please use numbers only; do not use text or symbols.

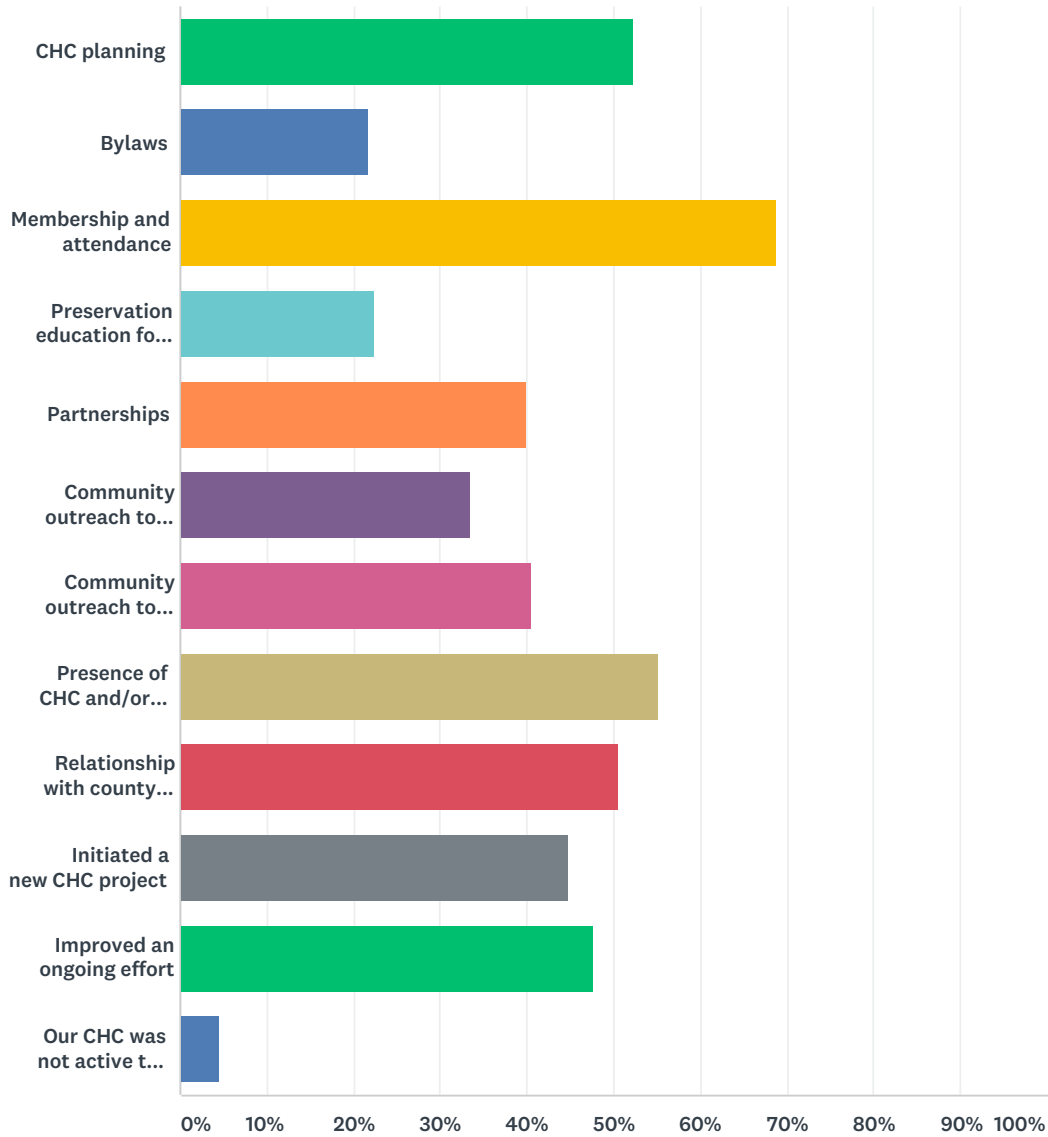
Answered: 125 Skipped: 65



ANSWER CHOICES	AVERAGE NUMBER	TOTAL NUMBER	RESPONSES
CHC Orientation webinar (available on THC website)	3	173	50
THC regional workshop	1	41	31
THC marker workshop	2	93	43
THC cemetery workshop	2	91	38
THC oral history workshop	0	12	25
THC Archeology Steward training	1	13	25
THC/Texas Archeology Month event	2	68	34
Texas Archeological Society (TAS)	1	28	33
Friends of the THC grant writing workshop	1	11	21
Texas Main Street Program	1	38	33
Preservation Texas (PT) event	1	25	26
Texas Heritage Trails Program	2	99	46
Texas State Historical Association (TSHA)	1	48	37
THC/Texas Association of Museums (TAM)	1	19	28
Texas Association of Museums (other than THC partnered training listed above)	0	11	24
National Trust for Historic Preservation conference	0	6	21
American Association for State and Local History (AASLH)	0	2	19
Local/regional historical association educational opportunity	3	225	65
Any other history-related opportunity that was offered locally/regionally	5	418	80
Total Respondents: 125			

Q38 Check the ways in which your CHC made concerted efforts in 2018 to improve work relative to previous years.

Answered: 170 Skipped: 20



ANSWER CHOICES	RESPONSES	
CHC planning	52.35%	89
Bylaws	21.76%	37
Membership and attendance	68.82%	117
Preservation education for appointees	22.35%	38
Partnerships	40.00%	68
Community outreach to adults	33.53%	57
Community outreach to young people	40.59%	69
Presence of CHC and/or county history on Internet	55.29%	94
Relationship with county commissioners court	50.59%	86
Initiated a new CHC project	44.71%	76
Improved an ongoing effort	47.65%	81
Our CHC was not active this year	4.71%	8

Total Respondents: 170

Q39 Project Description #1 (of 3)—Share ONE project, effort, or service that resulted in a preservation and/or protection outcome. Projects may include, but are not limited to, building rehabilitations, site clean-ups, digitization of archival documents, oral history, etc. Please do not include marker efforts here. Description must include the following information to illustrate the nature of efforts involved: -- your county name-- describe project, effort, or service and your CHC's role in event/effort-- note partners and community involvement in planning and/or implementation-- impact of the project/effort/service—improvements made, public benefit, etc.

Answered: 128 Skipped: 62

Q40 Project Description #2 (of 3)—Share ONE project, effort, or service that was focused on educating the citizens of your county and/or celebrating history with the citizens of your county. Description must include the following information to illustrate the nature of efforts involved: -- your county name-- describe project, effort, or service and your CHC's role in event/effort-- note partners and community involvement in planning and/or implementation-- impact of the event/effort/service—attendance, improvements made, public benefit, etc.

Answered: 122 Skipped: 68

Q41 Project Description #3 (of 3)— Share ONE project, effort, or service that educated and/or celebrated history and was promoted to people OUTSIDE of your county. A heritage tourism effort may be described here. Description must include the following information to illustrate the nature of efforts involved: -- your county name-- describe project, effort, or service and your CHC's role in event/effort-- note partners and community involvement in planning and/or implementation-- impact of the event/effort/service—attendance, improvements made, public benefit, etc.

Answered: 103 Skipped: 87

Q42 Share your thoughts on THC/CHC Outreach services that have helped your CHC.

Answered: 95 Skipped: 95

Q43 If you'd like, share information not already submitted in this report. Feel free to comment on specific preservation issues--successes and/or challenges--in your county.

Answered: 90 Skipped: 100